

# SX-Aurora TSUBASA

**SX-Aurora TSUBASA**  
**C/C++ Compiler User's Guide**

## Proprietary Notice

The information disclosed in this document is the property of NEC Corporation (NEC) and/or its licensors. NEC and/or its licensors, as appropriate, reserve all patent, copyright and other proprietary rights to this document, including all design, manufacturing, reproduction, use and sales rights thereto, except to the extent said rights are expressly granted to others.

The information in this document is subject to change at any time, without notice.

### Remarks:

- This document is the revision 35th issued in Jun 2024.
- NEC C/C++ Compiler conforms to the following language standards.
  - ISO/IEC 9899:2011 Programming languages - C
  - ISO/IEC 14882:2014 Programming languages - C++
  - ISO/IEC 14882:2017 Programming languages - C++
  - OpenMP Application Program Interface Version 4.5
- NEC C/C++ Compiler also conforms a part of "ISO/IEC 14882:2020 Programming languages - C++" and "OpenMP Application Program Interface Version 5.0"
- In this document, the Vector Engine is abbreviated as VE.
- The reader of this document assumes that you have knowledge of software development in Fortran/C/C++ language on Linux.
- All product, brand, or trade names in this publication are the trademarks or registered trademarks of their respective owners.
- The Apache License version 2.0 with LLVM Exceptions product is included by this product.

---

---

# Contents

Chapter1	C/C++ Compiler .....	1
1.1	Overview .....	1
1.2	Usage of the Compiler.....	1
1.3	Execution .....	3
1.4	Command Line Syntax .....	3
1.5	Specifying Compiler Options.....	4
1.6	Searching files specified by #include directive.....	5
1.7	Searching Libraries .....	5
1.8	Arithmetic Exceptions.....	5
1.8.1	Operation Result After Arithmetic Exception Occurrence .....	5
1.8.2	Changing Arithmetic Exception Mask.....	7
1.8.3	Using Traceback Information .....	7
1.8.4	Remarks on Changing Arithmetic Exception Mask .....	7
Chapter2	Environment Variables.....	9
2.1	Environment Variables Referenced During Compilation.....	9
2.2	Environment Variables Referenced During Execution.....	11
Chapter3	Compiler Options .....	15
3.1	Overall Options .....	16
3.2	Optimization Options.....	17
3.3	Parallelization Options .....	25
3.4	Inlining Options.....	26
3.5	Code Generation Options .....	28
3.6	Debugging Options .....	29
3.7	Language Options.....	30
3.7.1	C Language Control Options .....	30
3.7.2	C++ Language Control Options.....	30
3.8	Message Options .....	32
3.9	List Output Options.....	33
3.10	Preprocessor Options .....	34
3.11	Assembler Options.....	36

---

3.12	Linker Options.....	36
3.13	Directory Options .....	37
3.14	Miscellaneous Options .....	38
3.15	Optimization Level and Options' Defaults .....	38
Chapter4	Compiler Directives .....	41
4.1	Format of Compiler Directive.....	41
4.2	Compiler Directive Options.....	41
4.3	Compiler options which cannot be specified by options directive .....	49
4.4	Compiler options which can be specified by optimize directive.....	50
Chapter5	Optimization and Vectorization.....	54
5.1	Code Optimization .....	54
5.1.1	Optimizations .....	54
5.1.2	Side Effects of Optimization .....	55
5.2	Vectorization Features.....	55
5.2.1	Vectorization .....	55
5.2.2	Partial Vectorization .....	56
5.2.3	Macro Operations.....	56
5.2.4	Conditional Vectorization.....	59
5.2.5	Outer Loop Strip-mining .....	59
5.2.6	Short-loop .....	60
5.2.7	Packed vector instructions.....	61
5.2.8	Other .....	61
5.2.9	Remarks on Using Vectorization .....	61
Chapter6	Inlining .....	64
6.1	Automatic Inlining .....	64
6.2	Explicit Inlining .....	64
6.2.1	Description .....	64
6.2.2	Specifying Inline Directive .....	65
6.2.3	Remarks.....	66
6.3	Cross-file Inlining .....	67
6.4	Inline Expansion Inhibitors.....	67
6.5	Notes on Inlining .....	68
Chapter7	Parallelization .....	69
7.1	Automatic Parallelization.....	69

---

7.1.1	Description .....	69
7.1.2	Conditional Parallelization Using Threshold Test .....	69
7.1.3	Conditional Parallelization Using Dependency Test.....	69
7.1.4	Parallelization of inner Loops .....	69
7.1.5	Forced Loop Parallelization .....	70
7.2	OpenMP Parallelization .....	71
7.2.1	Using OpenMP Parallelization .....	71
7.2.2	OpenMP 5.0 Parallelization .....	72
7.2.3	Extensions on OpenMP Parallelization.....	72
7.2.4	Restrictions on OpenMP Parallelization .....	72
7.3	Threads .....	73
7.3.1	Set and Get Number of Threads.....	73
7.3.2	Thread Creation and Destroy .....	74
7.3.3	Postpone Thread Creation .....	75
7.4	Notes on Using Parallelization.....	75
Chapter8	Compiler Listing.....	77
8.1	Option List.....	77
8.2	Diagnostic List .....	77
8.2.1	Format of Diagnostic List .....	77
8.2.2	Notes.....	78
8.3	Format List.....	78
8.3.1	Format of Format List.....	79
8.3.2	Loop Structure and Vectorization/Parallelization/Inlining Statuses ...	79
8.3.3	Notes.....	82
8.4	Optimization List of Each Module .....	82
8.4.1	Inlining Module.....	82
8.4.2	Vectorization Module .....	83
8.4.3	Code Generation Module .....	83
Chapter9	Programming Notes Depending on the Language Specification .....	86
9.1	Builtin Functions.....	86
9.1.1	Performance Tuning Support .....	86
9.1.2	Debugging Support .....	86
9.2	Attributes.....	86
9.3	Implementation-Defined Specifications .....	88

9.3.1	Data Types .....	88
9.3.2	Type Conversion .....	90
9.3.3	Internal Representation of Data .....	95
9.3.4	Predefined Macro .....	103
9.4	C++ Standard Library .....	105
9.4.1	Overview .....	105
9.4.2	Remarks .....	105
9.5	Vector Type Extension .....	107
9.5.1	Overview .....	107
9.5.2	Type-definition of Vector Type .....	107
9.5.3	Constants .....	108
9.5.4	Operators .....	108
9.5.5	Builtin Functions .....	109
9.5.6	Vector Mask Type .....	109
9.5.7	Remarks .....	109
9.5.8	Example .....	110
9.6	Inline Assembly Language .....	111
9.6.1	Basic Asm Statement .....	111
9.6.2	Extended Asm Statement .....	111
9.6.3	Specifying name in assembler codes .....	113
9.6.4	Notes .....	114
9.7	Remarks .....	115
9.7.1	Remarks for C language .....	115
9.7.2	Remarks for C++ language .....	115
Chapter10	Language-Mixed Programming .....	116
10.1	Point of Mixed Language Programming .....	116
10.2	Correspondence of C/C++ Function Name and Fortran Procedure Name	
	117	
10.2.1	External Symbol Name of Fortran Procedure .....	117
10.2.2	External Symbol Name of C++ Function .....	118
10.2.3	Rules for Corresponding C/C++ Functions with Fortran Procedures	
	119	
10.2.4	Examples of Calling .....	119
10.3	Data Types .....	122

---

10.3.1	Integer and Logical Types for Fortran.....	122
10.3.2	Floating-point and Complex Types for Fortran .....	123
10.3.3	Character Type for Fortran .....	123
10.3.4	Derived Type for Fortran .....	123
10.3.5	Pointer .....	124
10.3.6	Common Block for Fortran .....	127
10.3.7	Notes .....	128
10.4	Type and Return Value of Function and Procedure .....	128
10.5	Passing Arguments .....	130
10.5.1	Fortran Procedure Arguments .....	130
10.5.2	Notes .....	133
10.6	Linking.....	134
10.6.1	Linking Fortran Program and C Program.....	134
10.6.2	Linking Fortran Program and C++ Program .....	134
10.7	Notes .....	134
Chapter11	Messages.....	135
11.1	Diagnostic Messages .....	135
11.1.1	Diagnostic Message Format .....	135
11.1.2	Message List .....	136
11.2	Runtime Error Message .....	146
Chapter12	Troubleshooting .....	149
12.1	Troubleshooting for compilation .....	149
12.2	Troubleshooting for execution.....	153
12.3	Troubleshooting for tuning .....	158
12.4	Troubleshooting for installation.....	159
Chapter13	VE1/VE3 Compatibility.....	161
13.1	Executables Compatibility .....	161
13.2	Changes of Search Path.....	161
13.3	Changes of Compiler Options .....	162
13.4	Half-Precision Floating-Point Type .....	162
13.4.1	Format of Half-Precision Floating-Point Type .....	162
13.4.2	Mixing binary16 and bfloat16.....	162
13.5	Notice.....	163
Chapter14	Notice .....	164

---

Appendix A Configuration file .....	165
A.1 Overview .....	165
A.2 Format.....	165
A.3 Example.....	166
Appendix B SX Compatibility .....	167
B.1 Compiler Options.....	167
B.1.1 Overall Options.....	167
B.1.2 Vector/Scalar Optimization Options.....	168
B.1.3 Inlining Options .....	172
B.1.4 Parallelization Options .....	172
B.1.5 Code Generation Options .....	173
B.1.6 Language Options.....	174
B.1.7 Performance Measurement Options .....	175
B.1.8 Debugging Options .....	176
B.1.9 Preprocessor Options.....	176
B.1.10 List Output Options .....	177
B.1.11 Message Options.....	177
B.1.12 Assembler Options .....	178
B.1.13 Linker Options .....	178
B.1.14 Directory Options.....	178
B.2 Compiler Directives.....	179
B.3 Environment Variables .....	179
B.4 Implementation-Defined Specifications .....	179
B.4.1 Data Types .....	179
B.4.2 Predefined Macros .....	181
Appendix C Compiler Directive Conversion Tool.....	182
C.1 ncdirconv .....	182
C.2 Examples .....	183
C.3 Compiler Directives.....	185
C.4 Notes .....	189
Appendix D Change Notes.....	190
Index .....	191



---

# Chapter1 C/C++ Compiler

## 1.1 Overview

The NEC C/C++ compiler is a compiler that compiles and links C/C++ programs and creates binaries for execution on the CPU of the VE. This compiler implements the following optimization function so that VE hardware performance can be easily drawn to the limit.

- Vectorization
- Automatic Parallelization and OpenMP Parallelization
- Automatic Inlining
- Performance Information collection

With various compiler options, you can use these capabilities to the utmost while selecting these functions. For details of the optimization function and compiler options, refer to Chapter 2 and later.

## 1.2 Usage of the Compiler

### (1) Setting Environment Variables

If you want to omit the path specification when starting the NEC C/C++ compiler, set the path to the environment variable **PATH**. The NEC C/C++ compiler is installed by default under /opt/nec/ve. Add /opt/nec/ve/bin to the environment variable **PATH**.

Although the NEC C/C++ compiler provides environment variables for setting paths such as header files and libraries, the NEC C/C++ compiler automatically searches for the default path, so you can use it without setting these environment variable. Set environment variables when you need to search nonstandard directories, such as when you always want to add OSS header files and library paths not included in the compiler.

For the environment variables, see “2.2 Environment Variables Referenced During Execution”.

### (2) Examples

The following shows examples of invoking the C/C++ compiler. See “Chapter3 Compiler Options” for details of the compiler options.

- Compiling and linking a C source file (a.c).

```
$ gcc a.c
```

- Compiling and linking more than one source file.

```
$ gcc a.c b.c
```

- Compiling, linking, and naming an executable file.

```
$ gcc -o prog.out a.c
```

- Compiling and linking with the highest vectorization and optimization.

```
$ gcc -O4 a.c
```

- Compiling and linking with safe vectorization and optimization.

```
$ gcc -O1 a.c
```

- Compiling and linking without vectorization and optimization.

```
$ gcc -O0 a.c
```

- Compiling and linking using automatic parallelization.

```
$ gcc -fparallel a.c
```

- Compiling and linking using automatic inlining.

```
$ gcc -finline-functions a.c
```

- Compiling and linking using the half-precision floating-point. (VE3 only)

- IEEE binary16 format

```
$ gcc a.c
```

- bfloat16 format

```
$ gcc -mfp16-format=bfloat a.c
```

- Compiling and linking using a compiler of specific version.

```
$ /opt/nec/ve/bin/ncc-X.X.X a.c (X.X.X is version of a compiler.)
```

### 1.3 Execution

The example when executing a program below.

- Executing a compiled program

```
$ ./a.out
```

- Executing with number of VE

```
$ env VE_NODE_NUMBER=1 ./a.out (Execute on number 1 of VE)
```

- Executing with input file and input parameter.

```
$ ./a.out data1.in 10 (input the file "data.in" and value "10")
```

- Executing with redirecting an input file.

```
$ ./a.out < data2.in
```

- Executing a parallelized program with specifying the number of threads.

```
$ ncc -mparallel -O3 a.c b.c
$ export OMP_NUM_THREADS=4
$ ./a.out
```

- Using the profiler (ngprof).

The performance information file gmon.out is output at execution a program which compiled with **-pg** at compiling and linking. The contents of gmon.out can be analyzed and output using the command ngprof.

```
$ ncc -pg a.c
$ ./a.out
$ ls gmon.out
gmon.out
$ ngprof
(The performance information is output.)
```

### 1.4 Command Line Syntax

The command line syntax of invoking the compiler is as follows.

```
ncc [ compiler-option | file ] ...
```

```
nc++ [ compiler-option | file ] ...
```

## 1.5 Specifying Compiler Options

- The compiler option must begin with a hyphen "-". In addition, there must be a blank between compiler options.

### Example:

```
$ ncc -v -c a.c           (Correct)
$ ncc -vc a.c            (Incorrect)
```

- The C/C++ Compiler recognizes the input file suffixes as follows. The other file suffixes are treated as an object file.

Suffix	Recognized File
.c .i	C source file
.h	C header file
.C .cc .cpp .cp .cxx .c++ .ii	C++ source file
.H .hh .hpp .hp .hxx .h++ .tcc	C++ header file
.S .s	Assembler source file

- The compiler options and input files can be specified using option files. An option file is used to specify compiler options that are always enabled at the invoking of the C/C++ Compiler. Compiler options can be specified in the same way as when the command line is used. The option files must be placed in the home directory, to which the environment variable **HOME** has been set.

Compiler Type	Option File Name
ncc	\$HOME/.nccinit
nc++	\$HOME/.nc++init

### Example:

```
$ cat ~/.nccinit
-O3 -finline-functions
$ ncc -v a.c
/opt/nec/ve/libexec/ccom ... -O3 -finline-functions ... a.c
```

## 1.6 Searching files specified by #include directive

The C/C++ compiler searches the following directories in the following order for header files included by #include <*file-name*>. [/compat] is added when **-stdlib=compat** is enabled.

**Note** The compiler also searches the directory where source file exists to find the files included by #include "*file-name*". The directory is searched at first.

- (a) Directories specified by **-I**
- (b) Subdirectory named "include[/compat]" under the directory specified by **-B**
- (c) Directories specified by the environment variable **NCC\_INCLUDE\_PATH**
- (d) Directory[/compat] specified by **-isystem**
- (e) /opt/nec/ve/ncc/<version-number>/include[/compat]
- (f) /opt/nec/ve/include (When **-march=ve3** is enabled: /opt/nec/ve3/include)  
When **-isysroot** is enabled, subdirectory named "include" under the directory specified by **-isysroot**.

## 1.7 Searching Libraries

The compiler searches the following directories in the following order for libraries.

- (a) Directories specified by **-L**
- (b) Directories specified by **-B**
- (c) Directories specified by the environment variable **NCC\_LIBRARY\_PATH**
- (d) /opt/nec/ve/ncc/<version-number>/lib  
(When **-march=ve3** is enabled: /opt/nec/ve3/ncc/<version-number>/lib)
- (e) Directories specified by the environment variable **VE\_LIBRARY\_PATH**
- (f) /opt/nec/ve/lib/gcc (When **-march=ve3** is enabled: /opt/nec/ve3/lib/gcc)
- (g) /opt/nec/ve/lib (When **-march=ve3** is enabled: /opt/nec/ve3/lib)

## 1.8 Arithmetic Exceptions

### 1.8.1 Operation Result After Arithmetic Exception Occurrence

This section describes how an overflow, underflow, division by zero, invalid operation, and accuracy degradation are handled when they occur during an arithmetic operation.

- (1) Division by zero

When a division by zero occurs during an integer arithmetic operation, the result is undefined. When a division by zero occurs during a non-integer arithmetic operation, the result of the operation is the maximum expressible value if the dividend is positive, or the minimum expressible value if the dividend is negative. When the value of **VE\_FPE\_ENABLE** is "DIV", this exception occurs and error message is issued to the standard error output. When the value of **VE\_FPE\_ENABLE** is not "DIV", this exception does not occur.

(2) Floating-point overflow

When an overflow occurs during an operation of type real and complex, the result of the operation is the maximum expressible value if the value is positive, or the minimum expressible value if the value is negative.

When the value of **VE\_FPE\_ENABLE** is "FOF", this exception occurs and error message is issued to the standard error output. When the value of **VE\_FPE\_ENABLE** is not "FOF", this exception does not occur.

(3) Floating-point underflow

When an underflow occurs during an operation of type real and complex, the result of the operation is zero.

When the value of **VE\_FPE\_ENABLE** is "FUF", this exception occurs and error message is issued to the standard error output. When the value of **VE\_FPE\_ENABLE** is not "FUF", this exception does not occur.

(4) Invalid operation

When an invalid operation occurs during an operation of type real and complex, the result of the operation is an undefined value or **NaN**.

When the value of **VE\_FPE\_ENABLE** is "INV", this exception occurs and error message is issued to the standard error output. When the value of **VE\_FPE\_ENABLE** is not "INV", this exception does not occur.

(5) Accuracy degradation

When accuracy degradation occurs during an operation of type real and complex, the result of the operation is a rounded value.

When the value of **VE\_FPE\_ENABLE** is "INE", this exception occurs and error message is issued to the standard error output. When the value of **VE\_FPE\_ENABLE** is not "INE", this exception does not occur.

### (6) Exception while executing a vector instruction

When overflow, underflow, or division by zero occurs while executing a vector instruction, the processing is the same as in the case of a scalar instruction.

However, if multiple operation exceptions occur at the same time while executing one vector instruction, they appear as one exception.

## 1.8.2 Changing Arithmetic Exception Mask

By changing the mask setting, it can be specified whether an arithmetic exception occurs or not.

The arithmetic exception mask can be changed by using **VE\_FPE\_ENABLE**. Which kind of mask should be changed must be specified by **VE\_FPE\_ENABLE**.

### Example:

```
$ export VE_FPE_ENABLE=FOF, DIV
$ ./a.out
```

In the above example, changing the mask setting so that Floating-point overflow (FOF) or Divide-by-zero exception (DIV) can occur.

## 1.8.3 Using Traceback Information

Where the arithmetic exception occurred can be ascertained by changing the mask and using the traceback information.

### Example:

```
$ ncc -traceback=verbose below.c out.c watch.c hey.c ovf.c
...
$ export VE_TRACEBACK=VERBOSE
$ export VE_FPE_ENABLE=DIV
$ ./a.out
Runtime Error: Divide by zero at 0x600008001088
[ 0] 0x600008001088 below_          below.c:3
[ 1] 0x600018001168 out_           out.c:3
[ 2] 0x600020001168 watch_        watch.c:3
[ 3] 0x600010001168 hey_           hey.c:3
[ 4] 0x60000001cab8 MAIN_         ovf.c:5
```

In example, the exception of "Divide by zero" occurred in line 3 of below.c.

## 1.8.4 Remarks on Changing Arithmetic Exception Mask

Changing the arithmetic exception mask affects the system library functions called

from a program. Therefore, the arithmetic exception is raised if precision degradation or another exception occurs in the system library functions.



## Chapter2 Environment Variables

### 2.1 Environment Variables Referenced During Compilation

#### HOME

This variable is referenced by the compiler in order to search the user's home directory for an option file. When **HOME** is not set, the option file has no effect even if it is put on the home directory.

#### NCC\_COMPILER\_PATH

Specified a list of directories separated by colon which are searched for the C/C++ compiler (ccom). The directory has high priority in the order of listing. If it is not found in the specified directories, ncc/nc++ starts the C/C++ compiler in the standard directory. This environment variable is set when you want to always search non-standard directories.

##### Example:

```
$ export NCC_COMPILER_PATH= "$HOME/libexec:$HOME/wk/libexec"
```

#### NCC\_INCLUDE\_PATH

Specifies a list of directories separated by colon which are searched for the header files. The directory has high priority in the order of listing. This environment variable is set when you want to always search non-standard directories. For example, you want to always search the OSS header file directory that is not attached to the NEC C/C++ compiler.

##### Example:

```
$ export NCC_INCLUDE_PATH= "$HOME/include:$HOME/wk/include"
```

#### NCC\_LIBRARY\_PATH

Specifies a list of directories separated by colon which are searched for the C/C++ libraries. The directory has high priority in the order of listing. This environment variable is set when you want to always search non-standard directories. For example, you want to always search the OSS library directory that is not attached to the NEC C/C++ compiler.

**Example:**

```
$ export NCC_LIBRARY_PATH= "$HOME/lib:$HOME/wk/lib"
```

**NCC\_PROGRAM\_PATH**

Specified a list of directories separated by colon which are searched for the assembler and the linker for VE. The directory has high priority in the order of listing. If they are not found in the specified directories, the NEC C/C++ compiler automatically starts the assembler and linker in the standard directory. This environment variable is set when you want to always search non-standard directories.

**Example:**

```
$ export NCC_PROGRAM_PATH= "$HOME/bin:$HOME/wk/bin"
```

**PATH**

Add a list of directories separated by colon which are searched for the ncc/nc++. The directory has high priority in the order of listing. Add the "bin" under the directory where the NEC C/C++ compiler is installed. If you set this environment variable, you can omit specifying the path when starting ncc/nc++. When installing to the standard directory, add "/opt/nec/ve/bin". The environment variable **PATH** also affects other applications of the NEC C/C++ compiler. Add it to the existing environment variable **PATH**.

**Example:**

```
$ export PATH= "/opt/nec/ve/bin:$PATH"
```

**TMPDIR**

Specifies a directory where the compilers and commands temporarily use.  
(default: /tmp)

**VE\_LIBRARY\_PATH**

Specifies a list of directories separated by colon which are searched for the system libraries. The directory has high priority in the order of listing. This environment variable is set when you want to always search non-standard directories.

**Example:**

```
$ export VE_LIBRARY_PATH= "$HOME/lib:$HOME/wk/lib"
```

## 2.2 Environment Variables Referenced During Execution

### OMP\_NUM\_THREADS / VE\_OMP\_NUM\_THREADS

This variable sets the number of threads to use for OpenMP and/or automatic parallelized programs. The number of threads is the number of cores of the VE when it is not specified explicitly.

**Example:**

```
$ export OMP_NUM_THREADS=4
```

### OMP\_STACKSIZE / VE\_OMP\_STACKSIZE

This variable sets the upper limit of the stack size by the kilobytes used by each threads for OpenMP and/or automatic parallelized programs. The value can be specify the suffixes "B"(Bytes), "K"(Kilobytes), "M"(Megabytes), and "G"(Gigabytes) as unit. The stack size used by each threads is 4 megabytes when it is not specified explicitly.

**Example:**

```
$ export OMP_STACKSIZE=1G
```

### OMP\_TOOL / VE\_OMP\_TOOL

This variable is used to enable or disable OMPT interface. When "enabled" is set, OMPT interface is enabled. In default, it is disabled.

**Example:**

```
$ export OMP_TOOL=enabled
```

### OMP\_TOOL\_LIBRARIES / VE\_OMP\_TOOL\_LIBRARIES

This variable is used to set a dynamic-loaded library for OMPT interface. Specify colon (:) to specify two or more libraries.

**Example:**

```
$ export OMP_TOOL_LIBRARIES=libomptool.so:/usr/myhome/libomptool.so
```

## VE\_ADVANCEOFF

This variable is used to control the advance-off (lockstep execution) mode. When “YES” is set, the advance-off mode is enabled.

If any other value is set or this variable is not set, the advance-off mode is disabled.

If the advance-off mode is enabled, the execution time can be significantly increased.

### Example:

```
$ export VE_ADVANCEOFF=YES
```

## VE\_FPE\_ENABLE

This variable is used to control over floating-point exception handling at run-time. When this variable is set, then the specified exception is enabled.

The value of this variable is a comma separated list, each element of which is one of the following values.

### DIV

Divide-by-zero exception.

### FOF

Floating-point overflow exception.

### FUF

Floating-point underflow exception.

### INV

Invalid operation exception.

### INE

Inexact exception.

### Example:

```
$ export VE_FPE_ENABLE=DIV
```

## VE\_INIT\_STACK

This variable sets the value to initialize the stack area at the run-time. When the value is not set, the stack area is initialized with zeros. **-minit-stack=runtime** is needed at compilation. The following values can be specified.

**ZERO**

Initializes with zeros.

**NAN**

Initializes with quiet NaN in double type (0x7fffffff7fffffff).

**NANF**

Initializes with quiet NaN in float type (0x7fffffff).

**SNAN**

Initializes with signaling NaN in double type (0x7ff4000000000000).

**SNANF**

Initializes with signaling NaN in float type (0x7fa00000).

**0xXXXX**

Initializes with the value specified in a hexadecimal format up to 16 digits.

When the specified value has more than 8 hexadecimal digits, the initialization is done on an 8-byte cycle. Otherwise it is done on a 4-byte cycle.

**Example:**

```
$ ncc -munit-stack=runtime a.c
$ export VE_INIT_STACK=SNAN
$ ./a.out
```

**VE\_LD\_LIBRARY\_PATH**

This variable set a list of directories separated by colon that the dynamic linker searches for libraries. The dynamic linker automatically searches the standard directories. This environment variable is set when you want to always search non-standard directories. For example, you want to always search the OSS library directory that is not attached to the NEC C/C++ compiler.

Example:

```
$ export VE_LD_LIBRARY_PATH= "${HOME}/lib:$VE_LD_LIBRARY_PATH"
```

**VE\_NODE\_NUMBER**

This variable is set to designate a program to be executed on specified VE node.

**VE\_PROGINF**

When "YES" or "DETAIL" is set, the program execution information is output to the standard error output at the termination of execution. See the

manual "PROGINF/FTRACE User's Guide" for the detail.

## VE\_TRACEBACK

This variable is used to control to output traceback information when a fatal error occurs at runtime. The program must be compiled and linked with **-traceback** to output traceback information. When the value of this variable is "FULL" or "ALL", then at most depth which is specified by **VE\_TRACEBACK\_DEPTH** environment variable of traceback information is output. If any other value is set, only traceback information of the function that a fatal error occurs is output. If this variable is not set, no traceback information is output.

An occurrence line number of fatal error is found by address information in traceback information.

### Example:

```
$ export VE_TRACEBACK=FULL
$ ./a.out
Runtime Error: Divide by zero at 0x600000000cc0
[ 1] Called from 0x7f5ca0062f60
[ 2] Called from 0x600000000b70
Floating point exception
```

When running the program which is compiled and linked with **-traceback=verbose** and the value of this variable is "VERBOSE", filename and line number is output in traceback information.

### Example:

```
$ export VE_TRACEBACK=VERBOSE
$ ./a.out
Segmentation fault: Address not mapped to object at 0x600008001078
[ 0] 0x600008001078 below          below.c:8
[ 1] 0x600018001170 out           out.c:3
[ 2] 0x600020001170 watch        watch.c:3
[ 3] 0x600010001170 hey          hey.c:3
[ 4] 0x600000001500 main         ovf.c:10
```

## VE\_TRACEBACK\_DEPTH

This variable is used to control the maximum depth of traceback information when it is output. When it is not specified explicitly, then 50 is set. If 0 is specified, then the maximum depth is unlimited.

## Chapter3 Compiler Options

This chapter describes the operating procedures for compiling, linking, and executing a C/C++ program using the C/C++ compiler system.

The compiler options of the C/C++ compiler can be divided into the following categories.

- Overall Options  
Compiler options used to control the C/C++ compiler.
- Optimization Options  
Compiler options used to control optimization and vectorization.
- Parallelization Options  
Compiler options used to control parallelization.
- Inlining Options  
Compiler options used to control inlining.
- Code Generation Options  
Compiler options used to control code generation for performance measurement and the stack area initialization.
- Debug Options  
Compiler options used to control debug code generation.
- Language Options  
Compiler options used to enable or disable language features.
- Message Options  
Compiler options used to control message output.
- List Output Options  
Compiler options used to control compiler listing.
- Preprocessor Options  
Compiler options used to control preprocessing.
- Assembler Options  
Compiler options used to specify assembler functions.
- Linker Options  
Compiler options used to specify linker functions.

- Directory Options  
Compiler options used to specify various directories.

### 3.1 Overall Options

#### **-S**

Suppresses the linking and outputs the assembler source file.

#### **-c**

Suppresses the linking and outputs the object file.

#### **-cf=conf**

Applies the configuration file specified by *conf* to compilation and linking.

#### **-clear**

Ignores all compiler options and input files specified before **-clear**.

#### **-fsyntax-only**

Performs only grammar analysis.

#### **-o filename**

Specifies a *filename* to which output is written, where the output is preprocessed text, assembler source file, object file or executable file. This option cannot be specified when two or more source files are specified with **-S**, **-c**, or **-E**.

#### **-stdlib=library-name**

Specifies C/C++ system header and libraries for compilation and linking. You can specify the following libraries.

##### **compat**

Use "NEC Compat C++ Standard Library".

Default when NEC Compat C++ Standard Library is installed.

##### **libc++**

Use "libc++".

Default when NEC Compat C++ Standard Library is NOT installed.

#### **-x language**

Specifies the *language* kind for the input files. The effect of this option is prior to the default setting according to the file suffix and the specification is applied to all the input files following this option (until the next **-x** if any) on the command-line. One of the following can be specified as language.

##### **c**

Compiles as a C source file.



**c++**

Compiles as a C++ source file.

**assembler**

Assembles as an assembler source file.

**assembler-with-cpp**

Does preprocessing and assembles the preprocessed file.

**@file-name**

Reads options from *file-name* and inserts them in the place of the original **@file-name** option.

## 3.2 Optimization Options

**-O[n]**

Specifies optimization level by *n*. The following are available as *n*:

**4**

Enables aggressive optimization which violates language standard.

**3**

Enables optimization which causes side-effects and nested loop optimization.

**2**

Enables optimization which causes side-effects. (default)

**1**

Enables optimization which does not cause any side effects.

**0**

Disables any optimizations, automatic vectorization, parallelization, and inlining.

**-fargument-alias**

Allows the compiler to assume that arguments are aliasing each other and non-local-objects in all optimization. (default)

**-fargument-noalias**

Disallows the compiler to assume that arguments are aliasing each other and non-local-objects in all optimization.

**-f[no-]associative-math**

Allow [Disallows] re-association of operands in series during optimization and loop transformation. When **-fno-associative-math** is specified, the optimization which transforms matrix multiply loops into a vector matrix library function call with **-fmatrix-multiply** is not performed. (default: **-fassociative-math**)

**-f[no-]aggressive-associative-math**

Allows [Disallow] aggressive re-association of operands in series during optimization and loop transformation.

(default: **-fno-aggressive-associative-math**)

**-f[no-]check-noexcept-violation**

Enables [Disable] runtime checking whether C++ noexcept specification is violated or not. When this option is not effective, `std::terminate` function is not called and a program execution continues even if noexcept specification is violated.

(default: **-fno-check-noexcept-violation**)

**-f[no-]cse-after-vectorization**

[Does not] Re-apply common subexpression elimination after vectorization.

(default: **-fcse-after-vectorization**)

**-f[no-]fast-math**

[Does not] uses fast scalar version math functions outside of vectorized loops.

(default: **-ffast-math**)

**-f[no-]fast-math-check**

[Does not] Checks the value ranges of arguments in the mathematical function's fast scalar version.

(default: **-fno-fast-math-check**)

**-f[no-]ignore-induction-variable-overflow**

[Does not] Ignores induction variable overflow in optimization.

(default: **-fno-ignore-induction-variable-overflow**)

**-f[no-]ignore-volatile**

[Does not] Ignores volatile attribute in optimization.

(default: **-fno-ignore-volatile**)

**-fivdep**

Inserts **ivdep** directive before all loops.

**-fivdep-omp-worksharing-loop**

Inserts **ivdep** directive before an OpenMP parallelized loop that does not have **simd** with **safelen** and/or **simdlen** clause.

**-f[no-]loop-collapse**

Allows [Disallows] loop collapsing. **-On** ( $n=2,3,4$ ) must be effective.

(default: **-fno-loop-collapse**)

**-floop-count= $n$**

Specifies  $n$  which is taken to assume the iteration count of the loop whose iteration count cannot be decided at compilation to do optimization suitable for loop count. (default: **-floop-count=5000**)

**-f[no-]loop-fusion**

Allows [Disallows] loop fusion. **-On** ( $n=2,3,4$ ) must be effective.  
(default: **-fno-loop-fusion**)

**-f[no-]loop-interchange**

Allows [Disallows] loop interchange. **-On** ( $n=2,3,4$ ) must be effective.  
(default: **-fno-loop-interchange**)

**-f[no-]loop-normalize**

Allows [Disallows] loop normalization. Compiler assumes that loop iteration count is not changed in loop body. (default: **-fno-loop-normalize**)

**-f[no-]loop-split**

Allows [Disallows] splitting out of a function call in a loop from the loop. **-On** ( $n=2,3,4$ ) must be effective. (default: **-fno-loop-split**)

**-f[no-]loop-strip-mine**

Allows [Disallows] loop strip mining. **-On** ( $n=2,3,4$ ) must be effective.  
(default: **-fno-loop-strip-mine**)

**-f[no-]loop-unroll**

Allows [Disallows] loop unrolling. **-On** ( $n=2,3,4$ ) must be effective.  
(default: **-floop-unroll**)

**-floop-unroll-complete= $m$**

Allows loop expansion (complete loop unrolling) of a loop whose iteration count is constant, can be calculated, and is less than or equal to  $m$ . **-On** ( $n=2,3,4$ ) must be effective. (default: **-floop-unroll-complete=4**)

**Remark:**

**-floop-unroll-completely= $m$**  can be used as an alias option name.

**-floop-unroll-max-times= $n$**

Specifies maximum unrolled times by  $n$ . When this option is not effective, the compiler automatically choose the suitable unroll times.

**-f[no-]matrix-multiply**

Allows [Disallows] to transform matrix multiply loops into a vector matrix library function call. **-On** ( $n=2,3,4$ ) and **-fassociative-math** must be effective.  
(default: **-fno-matrix-multiply**)

**-f[no-]move-loop-invariants**

Enables [Disables] the loop invariant motion under if-condition.

(default: **-fmove-loop-invariants**)

**-f[no-]move-loop-invariants-if**

Allows [Disallows] the loop invariant if-structure motion. **-On** ( $n=2,3,4$ ) must be effective. (default: **-fno-move-loop-invariants-if**)

**-f[no-]move-loop-invariants-unsafe**

Allow [Disallow] motion of unsafe codes which may cause any side effects.

The example of unsafe codes are:

- divide
- memory reference to 1 byte or 2 byte area

(default: **-fno-move-loop-invariants-unsafe**)

**-f[no-]move-nested-loop-invariants-outer**

Allows [Disallows] the compiler to move the loop invariant expressions to outer loop. When this option is specified, they are moved before the current loop.

(default: **-fmove-nested-loop-invariants-outer**).

**-fnaked-ivdep**

Accepts "**#pragma ivdep**" as "**#pragma \_NEC ivdep**".

**-fnamed-alias**

The compiler will assume that the object pointed-to-by a named pointer have an alias in applying optimization and vectorization.

**-fnamed-noalias**

The compiler will assume that the object pointed-to-by a named pointer does not have an alias in applying optimization and vectorization. (default)

**-f[no-]outerloop-unroll**

Allows [Disallows] outer-loop unrolling. **-On** ( $n=2,3,4$ ) must be effective.

(default: **-fno-outerloop-unroll**)

**-fouterloop-unroll-max-size= $n$** 

Specifies maximum size of an innermost loop to be outer-loop-unrolled.

(default: **-fouterloop-unroll-max-size=4**)

**-fouterloop-unroll-max-times= $n$** 

Specifies maximum outer-loop unrolled times by  $n$ .  $n$  must be power of 2. When this option is not effective, the compiler automatically choose the suitable unroll times.

**-f[no-]precise-math**

[Does not] Apply high resolution algorithm in the vector versions of `pow(3C)` and `powf(3C)` when the exponent is an integer value. Their results become more exact but their calculation speeds become slower. (default: **-fno-precise-math**)

**-f[no-]reciprocal-math**

Allows [Disallows] change an expression "`x/y`" to "`x * (1/y)`".  
(default: **-freciprocal-math**)

**-f[no-]replace-loop-equation**

Allows [Disallows] replacement of "`!=`" and "`==`" operator with "`<=`" or "`>=`" at the loop backedge. (default: **-fno-replace-loop-equation**)

**-f[no-]strict-aliasing**

Allows [Disallows] the compiler to assume the ANSI aliasing rules in all optimization.

(default: **-fstrict-aliasing**)

When this option is not effective, the compiler assumes the stored value is accessed only by one of the following types.

- A type compatible with the effective type of the object
- A qualified version of a type compatible with the effective type of the object
- A type that is the signed or unsigned type corresponding to the effective type of the object
- A type that is the signed or unsigned type corresponding to a qualified version of the effective type of the object
- An aggregate or union type that includes one of the aforementioned types among its members (including, recursively, a member of a sub aggregate or contained union)
- A character type

**-fthis-pointer-alias**

Allows the compiler to assume that `this-pointer` has an alias in all optimization.

**-fthis-pointer-noalias**

Disallows the compiler to assume that `this-pointer` has an alias in all optimization.  
(default)

**-m[no-]conditional-index-test**

Allows [Disallows] to conditional-index-testing optimization.

(default: **-mno-conditional-index-test**)

**-m[no-]list-vector**

Allows [Disallows] the vectorization of the statement in a loop when an array element with a vector subscript expression appears on both the left and right sides of an assignment operator.

(default: **-mno-list-vector**)

**-mretain-keyword**

Sets higher priority to vector memory access results to retain on LLC (Last-Level Cache). The following are available as *keyword*:

**all**

Sets higher priority to vector load/store/gather/scatter results. (default)

**list-vector**

Sets higher priority to vector gather/scatter results.

**none**

Does not set higher priority to vector memory access results.

**-msched-keyword**

Specifies whether and how the instruction scheduling. The following are available as *keyword*.

**none**

Does not perform the instruction scheduling.

**insns**

Performs the instruction scheduling in a basic block.

**block**

Performs the instruction scheduling in a basic block, but to a wider range than **-msched-insns** does, in order to schedule instructions aggressively. (default)

**interblock**

Performs the instruction scheduling beyond basic blocks.

**-m[no-]vector**

Enables [Disables] automatic vectorization. (default: **-mvector**)

**-m[no-]vector-advance-gather**

Allows [Disallows] motion of vector gather instructions so that they can be started as advance as possible. (default: **-mvector-advance-gather**)

**-mvector-advance-gather-limit=*n***

The number of vector gather operations which is moved by **-mvector-advance-**

**gather** is up to  $n$ . (default: **-mvector-advance-gather-limit=56**)

**-mvector-assignment-threshold= $n$**

Use vector instructions to assign a class, struct, or union whose size is equal to or greater than  $n$  byte. (default: **-mvector-assignment-threshold=64**)

**-m[no-]vector-dependency-test**

Allows [Disallows] the conditional vectorization by dependency-test. **-On** ( $n=2,3,4$ ) must be effective. (default: **-mvector-dependency-test**)

**-m[no-]vector-floating-divide-instruction**

Allows [Disallows] to use vector-floating-divide instruction. By default, approximate instruction sequence by using vector-floating-reciprocal instructions is used.

(default: **-mno-vector-floating-divide-instruction**)

**-m[no-]vector-fma**

Allows [Disallows] to use vector fused-multiply-add instruction.

(default: **-mvector-fma**)

**-m[no-]vector-intrinsic-check**

[Does not] Checks the value ranges of arguments in the mathematical function's the vectorized version. (default: **-mno-vector-intrinsic-check**)

The target mathematical functions of this option are as follows.

acos, acosh, asin, atan, atan2, atanh, cos, cosh, cotan, exp, exp10, exp2, expm1, log10, log2, log, pow, sin, sinh, sqrt, tan, tanh

**-m[no-]vector-iteration**

Allows [Disallows] to use vector iteration instruction in the vectorization.

(default: **-mvector-iteration**)

**-m[no-]vector-iteration-unsafe**

Allows [Disallows] to use vector iteration instruction in the vectorization when it may give incorrect result. (default: **-mvector-iteration-unsafe**)

**-m[no-]vector-loop-count-test**

Allows [Disallows] the conditional vectorization by loop-iteration-count-test. **-On** ( $n=2,3,4$ ) must be effective. (default: **-mno-vector-loop-count-test**)

**-m[no-]vector-low-precise-divide-function**

Allows [Disallows] to use low precise version for vector floating divide operation. It is faster than the normal precise version but the result may include at most one bit numerical error in mantissa. (default: **-mno-vector-low-precise-divide-**

**function)**

**-m[no-]vector-merge-conditional**

Allows [Disallows] to merge vector load and store in **THEN** block, **ELSE IF** block, and **ELSE** block. (default: **-mno-vector-merge-conditional**)

**-m[no-]vector-neighbors**

Allows [Disallows] neighboring access optimization.

(default: **-mno-vector-neighbors**)

**-mvector-neighbors** is available when **-march=ve3** is enabled.

**-m[no-]vector-packed**

Allows [Disallows] to use packed vector instruction.

(default: **-mno-vector-packed**)

**-m[no-]vector-power-to-explog**

Allows [Disallows] to replace  $\text{pow}(R1,R2)$  in a vectorized loop with  $\text{exp}(R2*\log(R1))$ .  $\text{powf}(3C)$  is replaced, too. By the replacement, the execution time would be shortened, but numerical error occurs rarely in the calculation.

(default: **-mno-vector-power-to-explog**)

**-m[no-]vector-power-to-sqrt**

Allows [Disallows] to replace  $\text{pow}(R1,R2)$  in a vectorized loop with the expression including  $\text{sqrt}(3C)$  or  $\text{cbrt}(3C)$  when  $R2$  is a special value such as 0.5, 1.0/3.0 etc.  $\text{powf}(3C)$  is not replaced, too. When it is replaced, the execution time would become faster, but numerical error occurs rarely in the calculation.

(default: **-mvector-power-to-sqrt**)

**-m[no-]vector-reduction**

Allows [Disallows] to use vector reduction instruction in the vectorization.

(default: **-mvector-reduction**)

**-m[no-]vector-shortloop-reduction**

Allows [Disallows] the conditional vectorization by loop-iteration-test for reduction. **-On** ( $n=2,3,4$ ) must be effective.

(default: **-mno-vector-shortloop-reduction**)

**-m[no-]vector-sqrt-instruction**

Allows [Disallows] to use vector-sqrt instruction. By default, approximate instruction sequence by using vector-floating-reciprocal instructions is used.

(default: **-mno-vector-sqrt-instruction**)

**-mvector-threshold= $n$**



Specifies the minimum iteration count ( $n$ ) of a loop for vectorization.

(default: **-mvector-threshold=5**)

**-mwork-vector-kind=none**

Disallows the partial vectorization using loop division.

### 3.3 Parallelization Options

**-fopenmp**

Enables OpenMP directives. **-pthread** is implicitly enabled.

**-fopenmp-tools**

Enables OMPT interface. (default: **-fno-openmp-tools**)

**-m[no-]create-threads-at-startup**

[Does not] Generates threads for OpenMP or automatic parallelization at the first parallel region execution. The threads are generated at the startup of the execution at default. **-static-nec** or **-static** must be specified when you specified **-mno-create-threads-at-startup**. (default: **-mcreate-threads-at-startup**)

**-mparallel**

Allows automatic parallelization. **-pthread** is implicitly enabled.

**-mparallel-innerloop**

Allows to parallelize inner-loop.

**-m[no-]parallel-omp-routine**

Allows [Disallows] to apply automatic parallelization to a routine including OpenMP directive.

(default: **-mparallel-omp-routine**)

**-mparallel-outerloop-strip-mine**

Allows to parallelize the nested loops that are outer-loop strip-mined.

**-mparallel-sections**

Allows to generate parallelized sections.

**-mparallel-threshold= $n$**

Specifies the threshold value  $n$  of the loop parallelization. When the value is larger than the work of the loop, the loop is parallelized.

(default: **-mparallel-threshold=2000**)

**-mschedule-dynamic**

**-mschedule-runtime**

**-mschedule-static**

**-mschedule-chunk-size=*n***

Specifies a scheduling kind and chunk size of a thread when they are not specified by schedule-clause in OpenMP parallelization and automatic parallelization.

**-pthread**

Enables support for multithreading with the pthread library.

### 3.4 Inlining Options

**-f[no-]inline**

Allows [Disallows] the inlining of inline functions. (default: **-finline**)

**-f[no-]inline-abort-at-error**

Stops the compilation when generation of routines defined in source files fails. Does not search them and continues the compilation when this option is not effective.

(default: **-fno-inline-abort-at-error**)

**-f[no-]inline-attribute**

Allows [Disallows] more powerful inlining of inline functions. Note that compile time can be very long. (default: **-finline-attribute**)

**-f[no-]inline-copy-arguments**

[Does not] Generate a copy of the argument of an inlined function call by automatic inlining. When not generating a copy the function parameter is replaced with a corresponding function argument.

(default: **-finline-copy-arguments**)

**-finline-directory=*directory name***

Searches all source files under directories separated by colon for functions to inline.

**-fno-inline-directory=*directory name***

Does not search all source files under directories separated by colon for functions to inline. This option is specified when you do not want to search the source files specified by **-finline-file** or **-finline-directory**.

**-finline-file=*string***

Searches source files separated by colon for functions to inline. Searches all input source files specified in command line when **all** is specified.

**-fno-inline-file=*string***

Does not search source files separated by colon for functions to inline. This option

is specified when you do not want to search the source files specified by **-finline-file** or **-finline-directory**.

#### **-finline-functions**

Allows automatic inlining.

#### **-finline-loop-test=keyword**

Function calls that appear in initialization, conditional, and incremental expressions in **for**, **while**, and **do-while** statements are targeted for automatic inlining.

Specify the type of function to be targeted by the following *keywords*.

##### **no**

No functions.

##### **operator**

Operator functions and pure functions not having any arguments. (default)

##### **all**

All functions.

#### **-finline-max-depth=n**

Specifies the level of functions to be inlined from the bottom of the calling tree by automatic inlining. (default: **-finline-max-depth=2**)

#### **-finline-max-function-size=n**

Specifies the function size (= the amount of intermediate representations for a function) to be inlined by automatic inlining.

(default: **-finline-max-function-size=50**)

#### **-finline-max-times=n**

Sets the limit of the function size (= the amount of intermediate representations for a function) after automatic inlining to "(function-size-before-inlining) \* n".

(default: **-finline-max-times=20**)

#### **-f[no-]inline-suppress-diagnostics**

[Does not] Output diagnostics when generation of routines defined in source files to search fails. The option **-fno-inline-suppress-diagnostics** is specified when you want to check which source files you specified are searched normally.

(default: **-finline-suppress-diagnostics**)

#### **-mgenerate-il-file**

Outputs an IL file for cross-file inlining. The file is created in the current directory, under the name "*source-file-name.cil*".

#### **-mread-il-file *IL file name***

Read IL files separated by colon for functions to inline. When **-finline-directory**, **-finline-file** or **-mgenerate-il-file** are specified, this option is ignored.

### 3.5 Code Generation Options

#### **-finstrument-functions**

Inserts function calls for the instrumentation to entry and exit of functions. The instrumented functions are;

```
void __cyg_profile_func_enter(void *this_fn, void *call_site);  
void __cyg_profile_func_exit(void *this_fn, void *call_site);
```

#### **-fpic**

#### **-fPIC**

Generates position-independent code.

#### **-ftrace**

Creates an object file and the executable file for ftrace function.

(default: **-no-ftrace**)

#### **-march=kind**

Specifies the target architecture.

The following are available as *kind*:

##### **ve1**

Produces object files available only on ve1 or later. (default)

##### **ve3**

Produces object files available only on ve3 or later.

(Defaults when installed for VE3.)

#### **-mfp16-format=kind**

Specifies format of the half-precision floating-point. **-mfp16-format=kind** can be specified only when **-march=ve3** is enabled.

The following are available as *kind*:

##### **none**

Does not use format of the half-precision floating-point.

##### **Ieee**

Uses IEEE binary16 format.

##### **Bfloat**

Uses bfloat16 format.

**-p**

**-pg**

Creates an executable file for output profiler information (ngprof).

**-[no-]proginf**

[Does not] Create an executable file for PROGINF function. (default: **-proginf**)

## 3.6 Debugging Options

**-g**

Generates debugging information in DWARF. When **-O1**, **-O2**, **-O3**, or **-O4** are specified with **-g**, some of the debugging information may be inaccurate as a side-effect of optimization.

**-minit-stack=value**

Initializes the stack area with the specified value at the run-time. The following are available as *value*:

**no**

Do not initialize.

**Zero**

Initializes with zeros.

**Nan**

Initializes with quiet NaN in double type (0x7fffffff7fffffff).

**Nanf**

Initializes with quiet NaN in float type (0x7fffffff).

**Snan**

Initializes with signaling NaN in double type (0x7ff4000000000000).

**Snanf**

Initializes with signaling NaN in float type (0x7fa00000).

**Runtime**

Initializes with the value specified by the environment variable

**VE\_INIT\_STACK.**

**0xXXXX**

Initializes with the value specified in a hexadecimal format up to 16 digits.

When the specified value has more than 8 hexadecimal digits, the initialization is done on an 8-byte cycle. Otherwise it is done on a 4-byte cycle.

**-traceback[=verbose]**

Specifies to generate extra information in the object file and to link run-time library due to provide traceback information when a fatal error occurs and the environment variable **VE\_TRACEBACK** is set at run-time.

When **verbose** is specified, generates filename and line number information in addition to the above due to provide these information in traceback output. Set the environment variable **VE\_TRACEBACK=VERBOSE** to output these information at run-time.

## 3.7 Language Options

### 3.7.1 C Language Control Options

#### **-fno-allow-keyword-macros**

Disallows to define any keyword macros.

#### **-fgnu89-inline**

Performs inlining according to semantic rules of the GNU C89 specification.

#### **-f[no-]restrict**

[Does not] Treat **restrict** as C keyword. (default: **-frestrict**)

#### **Remark:**

The default is different in C and C++. In C++, the default is **-fno-restrict**.

#### **-fsigned-char | -funsigned-char**

Specifies whether to treat plain char type as signed or unsigned.

(default: **-fsigned-char**)

#### **-std=standard**

Specifies C Language standard. Available keywords as language are gnu89, gnu99, gnu11, c99 or c11. (default: **-std=gnu11**)

#### **-traditional**

Preprocesses C source file according to the K&R C language specification. This option must be specified with **-E**.

#### **-traditional-cpp**

Preprocesses C source file according to the K&R C language specification.

#### **-trigraphs**

Enables recognition of trigraph sequences.

### 3.7.2 C++ Language Control Options

#### **-fdefer-inline-template-instantiation**

Do not instantiate an inline function template at the function call position and postpone it to appropriate timing. (default).

#### **-fno-defer-inline-template-instantiation**

Do instantiate an inline function template at the function call position. (default: **-fdefer-inline-template-instantiation**).

#### **-f[no-]exceptions**

Enables [Disables] C++ exception handling feature. (default: **-fexceptions**)

#### **-fext-numeric-literals**

Treats a constant expression with a suffix I, i, J or j as a complex constant. (default when **-std=gnu++11**, **-std=gnu++14** or **-std=gnu++17** is effective)

#### **-fno-ext-numeric-literals**

Treats a constant expression with a suffix I, i, J or j as a user-defined literal. (default when **-std=c++11**, **c++14**, **c++17** or **c++20** is effective)

#### **-ffor-scope**

The scope of variables declared in a for-init-statement is limited to the "for" loop itself. (default)

#### **-fno-for-scope**

The scope of variables declared in a for-init-statement is extended to the end of the enclosing scope.

#### **-fimplicit-include**

Allows implicit inclusion of source files as a method of finding definitions of template entities to be instantiated.

#### **-f[no-]restrict**

[Does not] Treats **restrict** as C++ keyword. (default: **-fno-restrict**)

#### **Remark:**

The default is different in C and C++. In C, the default is **-frestrict**.

#### **-f[no-]rtti**

Enables [Disables] run-time-type-identification feature. (default: **-frtti**)

#### **-ftemplate-depth=*n***

Specifies the maximum number of instantiations of a given template that may be in process of being instantiated at a given time. This is used to detect runaway recursive instantiations. The value *n* can be between 0 and 1024. If *n* is zero, there is no limit. (default: **-ftemplate-depth=256**)

#### **-std=*standard***

Specifies C++ Language standard. Available keywords as language are gnu++11, gnu++14, gnu++17, gnu++20, c++11, c++14, or c++17 or c++20.  
(default: **-std=gnu++14**)

### 3.8 Message Options

#### **-Wall**

Outputs all syntax warning messages.

#### **-Wcomment**

Outputs a warning message for a comment-start sequence `/*` which appears in a `/* */` comment.

#### **-Werror**

Treats all syntax warnings as fatal errors.

#### **-Wno-div-by-zero**

Suppresses a warning message for integer division by zero detected at the compilation.

#### **-Wunknown-pragma**

Outputs a warning message when the compiler encounters unknown **#pragma**.

#### **-Wunused**

Same as **-Wunused-variable**.

#### **-Wunused-but-set-parameter**

Outputs a warning message for any parameters which is set but not used.

#### **-Wunused-but-set-variable**

Outputs a warning message for any local variables which is set but not used.

#### **-Wunsued-parameter**

Outputs a warning message for any parameters which is not used.

#### **-Wunused-value**

Outputs a warning message for any expressions whose value is computed but not used.

#### **-Wunused-variable**

Outputs a warning message for any local variables or functions which is not used.

#### **-fdiag-inline=*n***

Specifies automatic inlining diagnostics level by *n*. (0: No output, 1: Information, 2: Detail) (default: **-fdiag-inline=1**)

#### **-fdiag-parallel=*n***



Specifies automatic parallelization diagnostics level by *n*. (0: No output, 1: Information, 2: Detail) (default: **-fdiag-parallel=1**)

**-fdiag-vector=*n***

Specifies vector diagnostics level by *n*. (0: No output, 1: Information, 2: Detail) (default: **-fdiag-vector=1**)

**-fdiag-system-header**

Outputs optimization diagnostics for a function defined in a system header.

**-pedantic**

Outputs the warnings for using of language extension.

**-pedantic-errors**

Outputs the errors for using of language extension.

**-w**

Suppresses all syntax warning messages.

### 3.9 List Output Options

**-report-file=*filename***

Outputs the listing result to the specified file instead of the default one.

**-report-append-mode**

Opens the output file with “appending mode” instead of “overwriting mode”. This option cannot be used unless the **-report-file** option is specified.

**-report-all**

Outputs the code generation list, diagnostic list, format list, inline list, option list and vector list.

**-[no-]report-cg**

[Does not] Outputs optimization list of code generation module. (default: **-no-report-cg**)

**-[no-]report-diagnostics**

[Does not] Outputs diagnostic list. (default: **-no-report-diagnostics**)

**-[no-]report-format**

[Does not] Outputs format list. (default: **-no-report-format**)

**-[no-]report-inline**

[Does not] Outputs optimization list of inlining module. (default: **-no-report-inline**)

**-[no-]report-option**

[Does not] Outputs option list. (default: **-no-report-option**)

**-[no-]report-system-header**

[Does not] Outputs compiler listings for a function defined in a system header.  
(default: **-no-report-system-header**)

**-report-userinfo=*character-string***

Outputs additional user information *character-string* at the top of the listing file.

**-[no-]report-vector**

[Does not] Outputs optimization list of vectorization module.  
(default: **-no-report-vector**)

### 3.10 Preprocessor Options

**-C**

Keeps comments in the preprocessed output.

**-dD**

Outputs a list of **#define** or **#undef** for all the macros appear in **#define** and **#undef**, in addition to the normal preprocessed text. When **-E** is not specified, this option is ignored.

**-dI**

Outputs the **#include** used in the input file, in addition to the normal preprocessed text. When **-E** is not specified, this option is ignored. When **-dM** is specified, this option is ignored.

**-dM**

Outputs a list of **#define** with macro names and their values for all the macros defined by **#define** or **-D**, instead of the normal preprocessed text. When **-E** is not specified, this option is ignored.

**-dN**

Outputs a list of **#define** with macro names for all the macros defined by **#define** or **-D**, in addition to the normal preprocessed text. When **-E** is not specified, this option is ignored.

**-Dmacro[=*defn*]**

Defines *macro* as the value *defn* as if **#define** does. When *=defn* is omitted, *macro* is defined as decimal constant 1.

**-E**

Performs preprocessing only and outputs the preprocessed text to the standard

output.

**-H**

Outputs a list of files included by **#include** to the standard error output.

**-Idirectory**

Adds *directory* to the list of directories searched for files specified by **#include**.

**-I-**

Specifies that the directories specified with **-I** preceding this option are searched only for the files specified by the form of **#include "filename"** and they are not searched for the files specified by the form of **#include <filename>**.

**-include file**

Includes *file* at the beginning of the compilation.

**-isysroot directory**

Searches the directory named *include* under *directory* for header files specified with **#include**.

**-isystem directory**

Searches *directory* after all the directories specified by **-I** but before the standard system directories.

**-M**

Outputs a list of the file dependencies instead of the normal preprocessed text.

**-MD**

Same as **-M -MF filename**, where *filename* is a name suffixed by ".d" which is based on input filename or the name specified with **-o** if any.

**-MF filename**

Specifies that the list of the file dependencies is output to *filename* instead of the default. This option must be specified with **-M**.

**-MP**

Tells the preprocessor to add a phony target for each dependency output. This option must be specified with **-M**.

**-MT target**

Changes the default target of dependency output to *target*. This option must be specified with **-M**.

**-nostdinc**

Omits searching the standard system directory for header files.

**-P**

Omits outputting line directives to preprocessed text.

**-U*macro***

Undefines the definition of *macro*.

**-undef**

Do not predefine any system-specific macros.

**-Wp,*option***

Specifies *option* to be passed to preprocessor (cpp). Multiple options or arguments can be specified to this option at once by separating them by commas.

### 3.11 Assembler Options

**-Wa,*option***

Specifies *option* to be passed to assembler (nas). Multiple options or arguments can be specified to this option at once by separating them by commas.

**-Xassembler *option***

Specifies an *option* to be passed to assembler (nas). If an option requires an argument, this option must be specified twice, once for the option and once for the argument.

**-assembly-list**

Outputs assembly list to file. The output filename is a name suffixed by ".O" which is based on input filename.

### 3.12 Linker Options

**-Bdynamic**

Enables the linking of dynamic-link libraries at the run-time. This is default when not specifying **-Bstatic**.

**-Bstatic**

Link user's libraries statically.

**-L*directory***

Searches *directory* for libraries specified subsequently to this option, before the directories searched by default.

**-l*library***

Specifies a *library* to be linked. Prescribed directories are searched for the library named *liblibrary.a*.

**-nostartfiles**

Does not link the standard system startup files.

**-nostdlib**

Does not link the standard system startup files or libraries.

**-rdynamic**

Adds all symbols including any unused symbols to the dynamic symbol table at the linking.

**-static**

Link libraries statically.

**-static-nec**

Link the NEC SDK libraries statically.

**-shared**

Generates a shared object.

**-Wl,option**

Specifies *option* to be passed to linker (nld). Multiple options or arguments can be specified to this option at once by separating them by commas.

**-Xlinker option**

Specifies an *option* to be passed to linker (nld). If an option requires an argument, this option must be specified twice, once for the option and once for the argument.

**-z keyword**

Same as nld's **-z** option.

### 3.13 Directory Options

**--sysroot=directory**

Specifies a *directory* name where header files and libraries are searched for. The directory named "include" under *directory* is searched for the header files. The directory named "lib" under *directory* is searched for the libraries.

**-Bdirectory**

Specifies a *directory* name where commands, header files and libraries are searched for. The specified *directory* is searched for the commands and libraries. The directory named "include" under *directory* is searched for the header files.

### 3.14 Miscellaneous Options

#### **--help**

Displays usage of the compiler.

#### **-print-file-name=*library***

Displays the full pathname of the library file named *library* which would be linked.

When this option is specified, actual compilation and linking are never done.

If the named *library* is not found, only the name specified as *library* is displayed.

#### **-print-prog-name=*program***

Displays the command name named *program* in the compiler system which would be invoked during the compilation through linking. When this option is specified, actual compilation and linking are never done.

If the named command is not found, only the name specified as *program* is displayed.

#### **-noqueue**

When the number of licenses exceeds use restriction, the compiler doesn't stand by until a license is freed.

#### **-v**

Displays the invoked commands at each stage of compilation.

#### **--version**

Displays the version number and copyrights of the compiler.

### 3.15 Optimization Level and Options' Defaults

The relation between *-On* and independently optimization options are as follows.

Note that *-On* controls the overall level of optimization, and the same instruction code cannot be created even if an independently optimization option are enabled or disabled are equal. To effectively apply one optimization, optimizations are interrelated such as applying another ancillary optimizations, and *-On* controls them to work together. For example specifying the optimization option that is set as the defaults of *-O1* with *-O0*, the instruction code cannot equal to *-O1*.

Option Name	<b>-O4</b>	<b>-O3</b>	<b>-O2</b>	<b>-O1</b>	<b>-O0</b>
<b>-fargument-alias</b>	-	✓	✓	✓	✓
<b>-fargument-noalias</b>	✓	-	-	-	-
<b>-fassociative-math</b>	✓	✓	✓	-	-

Option Name	-O4	-O3	-O2	-O1	-O0
-fcse-after-vectorization	✓	✓	✓	-	-
-ffast-math	✓	✓	✓	✓	-
-fignore-induction-variable-overflow	✓	-	-	-	-
-fignore-volatile	✓	-	-	-	-
-finline-attribute	✓	✓	✓	-	-
-finline-copy-arguments	-	✓	✓	✓	✓
-finline-loop-test=operator	✓	✓	✓	-	-
-floop-collapse	✓	✓	-	-	-
-floop-fusion	✓	✓	-	-	-
-floop-interchange	✓	✓	-	-	-
-floop-normalize	✓	✓	-	-	-
-floop-strip-mine	✓	✓	-	-	-
-floop-unroll	✓	✓	✓	-	-
-floop-unroll-complete=4	✓	✓	✓	-	-
-fmatrix-multiply	✓	✓	-	-	-
-fmove-loop-invariants	✓	✓	✓	✓	-
-fmove-loop-invariants-if	✓	✓	-	-	-
-fmove-loop-invariants-unsafe	✓	-	-	-	-
-fmove-nested-loop-invariants-outer	✓	✓	✓	✓	-
-fnamed-alias	-	-	-	✓	✓
-fnamed-noalias	✓	✓	✓	-	-
-fouterloop-unroll	✓	✓	-	-	-
-freciprocal-math	✓	✓	✓	-	-
-freplace-loop-equation	✓	-	-	-	-
-fstrict-aliasing	✓	✓	✓	-	-
-fthis-pointer-alias	-	-	-	✓	✓
-fthis-pointer-noalias	✓	✓	✓	-	-
-mconditional-index-test	✓	✓	-	-	-
-msched-none	-	-	-	-	✓
-msched-block	✓	✓	✓	✓	-

Option Name	-04	-03	-02	-01	-00
-mvector	✓	✓	✓	✓	-
-mvector-dependency-test	✓	✓	✓	-	-
-mvector-fma	✓	✓	✓	-	-
-mvector-merge-conditional	✓	✓	-	-	-



## Chapter4 Compiler Directives

This chapter describes the compiler directive of C/C++ compiler.

### 4.1 Format of Compiler Directive

**Format:**

```
#pragma _NEC directive-option-name [clause]
```

### 4.2 Compiler Directive Options

#### [no]advance\_gather

Allows [Disallows] motion of vector gather instructions in the following loop so that they can be started as advance as possible.

#### always\_inline

A function which includes this directive should be always inlined. This directive must be specified in a called function. A function call which **noinline** is effective is never inlined even if the called function includes this directive. **-On[n=2,3,4]**, **-finline-functions**, **-fopenmp**, or **-mparallel** is needed to enable this directive.

#### [no]assoc

Allows [Disallows] associative transformation in which the order of operations may be different from the original.

#### [no]assume

Allows [Disallows] the use of an array declaration to assume the loop iteration count.

#### atomic

Specifies that the expression in the statement immediately after atomic is a macro operation which is one of `x binop=expr`, `x++`, `++x`, `x--` or `--x`. See **7.1.5 Forced Loop Parallelization** for details.

#### cncall

Allows parallelization of a loop which includes function calls.

## **collapse**

Allows parallelization of a loop which includes user defined function calls.

## **[no]concurrent**

Allows [Disallows] automatic parallelization of the following loop. **-mparallel** must be effective. The following schedule-clause whose functionality is the same as OpenMP can be specified.

**schedule**(static [,*chunk-size*])

**schedule**(dynamic [,*chunk-size*])

**schedule**(runtime)

## **[no]dependency\_test**

Allows [Disallows] the conditional vectorization by dependency-test.

## **forced\_collapse**

Collapses a nested loop forcibly. The user have to guarantee that the loop collapse does not give unexpected result, incorrect result etc.

## **gather\_reorder**

Allows the instruction reordering on the assumption that vector loads and vector stores with non-linear subscripts appearing in the following loop do not overlap each other.

## **[no]inline**

A function call in a following statement, a compound statement, an iteration statement, or a selection statement is [not] chosen as a candidate for inlining. - **On**[*n*=2,3,4], **-finline-functions**, **-fopenmp**, or **-mparallel** is needed to enable these directive.

## **inline\_complete**

Same as inline. But, if the inlined function includes a function call, the called function is chosen as a candidate for inlining. The inlining applied until there is no function calls if possible. -**On**[*n*=2,3,4], **-finline-functions**, **-fopenmp**, or **-mparallel** is needed to enable this directive.

**[no]inner**

Allows [Disallows] parallelization of the innermost loop. When it is specified to the innermost loop, it is effective.

**[no]interchange**

Allows [Disallows] loop interchanging.

**ivdep**

Regards the unknown dependency as vectorizable dependency during the automatic vectorization. An execution result can be incorrect by vectorizing the loop which is impossible to be vectorized.

**[no]list\_vector**

Allows [Disallows] vectorization of the statement in a loop when an array element with a vector subscript expression appears on both the left and right sides of an assignment operator.

**loop\_count(*n*)**

Assumes loop iteration count as *n* when compiler cannot determine the count by loop controlling expression.

**[no]loop\_count\_test**

Allows [Disallows] the conditional vectorization by loop-iteration-count-test.

**[no]lstval**

loop transformation which does not guarantee the values of the variables in the loop after the loop has been processed.

**move / move\_unsafe / nomove****move**

Allows the loop invariant motion under if-condition.

**move\_unsafe**

Allows the loop invariant motion under if-condition. The unsafe codes which may cause any side effects are moved.

**nomove**

Disallows the loop invariant motion under if-condition.

**[no]neighbors**

Allows [Disallows] neighboring access optimization in the loop.

Neighboring access optimization is effective only when **-march=ve3** is enabled.

**nofma**

Disallows to use vector fused-multiply-add instruction in the loop.

**nofuse**

Disallows the loop fusion with the previous loop.

**nosync**

Parallelizes the loop ignoring unknown dependencies when the array elements in the loop have unknown dependencies.

**options** "*compiler-option [compiler-option]...*"

Compiles a source program by the compiler options in a command line and *compiler option(s)* in this directive.

**Rules**

- This directive must be specified at the top of your source program.
- Two or more directives can be specified in succession.
- Blank line, comment line, **#line** and **#ident** can be placed before and between these directives.
- This directive can be specified in the file included by **#include** at the top of your source program.

**Remarks:**

- An **options** directive in a header file under the directory specified by **-I** in **options** directive is not effective.
- The upper limits of nesting level of files included by **#include** is 1000.
- There are some compiler options which cannot be specified in **options** directive. See "4.3 Compiler options which cannot be specified by options directive".
- When **-fopenmp**, **-mparallel** and/or **-ftrace** are specified by **options** directive, they must be specified at linking.

**optimize** "*compiler-option* [*compiler-option*]..."

Specify the compiler options by this directive. The specified options are applied to this function.

**Rules**

This directive must be placed at the top of a function definition. Two or more directives can be specified.

```
void func(void)
{
#pragma _NEC optimize "-O3 -finline-functions"
#pragma _NEC optimize "-mvector-intrinsic-check"
    int a;
    ...
}
```

**Remarks:**

- See "4.4 Compiler options which can be specified by optimize directive".

**outerloop\_unroll(*n*) / noouterloop\_unroll****outerloop\_unroll(*n*)**

Allows outer loop unrolling. The unroll time becomes a power of 2 that is less than or equal to *n*.

**noouterloop\_unroll**

Disallows outer loop unrolling.

**[no]packed\_vector**

Allows [Disallows] to use packed vector instruction in the loop.

**parallel for**

Applies forced loop parallelization to the loop immediately after this directive. The user must check the validity of the operation when the loop is parallelized. See

**7.1.5 Forced Loop Parallelization** for details.

**pvreg(*array-name*)**

Assign a vector register forcedly to the array "*array-name*" in this routine. The array must satisfy the following conditions.

- Local array

- The type of array must be one of **int**, **unsigned int**, or **float**.
  - One-dimensional array
  - The number of the array elements is less than or equal to the maximum packed vector length (=512).
  - They must be referenced in the packed vectorized loops.
  - Their subscript expressions must be the same in all loops.
  - The array specified by **vreg** directive cannot be specified by **pvreg** directive.
- In addition, When **-march=ve1** is enabled, the following conditions must also be satisfied:
- The loop length of loops defining/referencing arrays must be constant and even.

### **retain(array-name)**

Sets higher priority to array "*array-name*" to retain on LLC (Last-Level Cache) in the vectorized loop immediately after this directive.

**Note** Please specify **-mretain-list-vector** or **-mretain-none** when you use this directive.

### **select\_concurrent**

Choose the following loop rather than other loops in a nested loop when applying automatic parallelization.

### **select\_vector**

Choose the following loop rather than other loops in a nested loop when applying automatic vectorization.

### **shortloop**

Vectorizes a loop as a short-loop. Compiler assume the iteration count would be less than or equal to the maximum vector register length (=256) when the iteration count is unknown.

### **[no]shortloop\_reduction**

Allows [Disallows] the conditional vectorization by iteration count test for a reduction loop.

**[no]sparse****sparse**

Assumes that the number of mathematical function calling under a conditional expression is only a small number of the total iterations at vectorization.

**nospars**

Assumes that the number of mathematical function calling under a conditional expression is a large number of the total iterations at vectorization.

**unroll(*n*) / nounroll****unroll(*n*)**

Allows loop unrolling. The unroll time is *n*.

**nounroll**

Disallows loop unrolling.

**unroll\_complete**

Allows loop expansion (complete loop unrolling) of a loop whose iteration count is constant and can be calculated at the compilation.

In order to calculate the number of iterations at compile time, the loop must be of the following form.  $varN(N=1,2,\dots)$  are assumed to be variables. They shall not be defined in the loop. Furthermore, the types of  $varN$  and  $constN$  must be the same. When the value of  $const3$  is 1, the ++ and -- operators may be used in expressions that update the rightmost  $var1$ .

- for (var1 = const1; var1 <= const2; var1 = var1 + const3)
- for (var1 = const1; var1 < const2; var1 = var1 + const3)
- for (var1 = const1; var1 >const2; var1 = var1 - const3)
- for (var1 = const1; var1 >= const2; var1 = var1 - const3)
- for (var1 = var2 + const1; var1 <= var2 + const2; var1 = var1 + const3)
- for (var1 = var2 + const1; var1 < var2 + const2; var1 = var1 + const3)
- for (var1 = var2 + const1; var1 > var2 + const2; var1 = var1 - const3)
- for (var1 = var2 + const1; var1 >= var2 + const2; var1 = var1 - const3)
- for (var1 = var2 - const1; var1 <= var2 - const2; var1 = var1 + const3)
- for (var1 = var2 - const1; var1 < var2 - const2; var1 = var1 + const3)

- for (var1 = var2 - const1; var1 > var2 - const2; var1 = var1 - const3)
- for (var1 = var2 - const1; var1 >= var2 - const2; var1 = var1 - const3)

**Remark:** `unroll_completely` can be used as an alias directive name.

### **[no]vector**

Allows [Disallows] automatic vectorization of the following loop.

### **vector\_threshold(*n*)**

Specifies the minimum loop iteration count for vectorization of the following loop.

### **[no]verror\_check**

[Not] Checks the value ranges of arguments in the mathematical functions in the vectorized version.

### **[no]vob**

Disallows [Allows] a scalar load, a scalar store or a vector load which is executed after the loop immediately after this directive to overtake the vector store in the loop.

### **[no]vovertake**

Allows [Disallows] all vector stores in the loop are over-taken by the subsequent scalar load, scalar store or vector load.

- An execution result becomes incorrect, if there actually is overlap of areas between an array assignment statement or vector-storing in the loop and scalar-loading, scalar-storing, vector-loading in the loop or behind the loop.
- When it is specified to an outer-loop, it is not effective in the inner loops.

### **vreg(*name*)**

Assign a vector register forcedly to the object "*name*" in this routine. The object must be an array or vector-type object. They must satisfy the following conditions.

When *name* is an array:

- One-dimensional local array.
- The type of array must be one of **int**, **unsigned int**, **long**, **unsigned long**,



**long long, unsigned long long, float, or double.**

- The number of the array elements is less than or equal to the maximum vector length (=256).
- It must be referenced in the vectorized loops.
- Its subscript expressions must have the same subscript values in all loops.
- It is not a member of a class, struct, and union.
- The array specified by **pvreg** directive cannot be specified by **vreg** directive.

When *name* is a vector-type object:

- Function local object or a parameter
- It is not an array whose element type is vector-type.
- It is not a member of a class, struct, and union.
- It is not an operand to get the address of vector-type's element.
- The vector-length is always same as the number of the vector-type element when it is processed.

**[no]vwork**

Allows [Disallows] partial vectorization using loop division. When **novwork** is specified, an outer loop or a loop that contains a nonvectorizable part becomes nonvectorizable as a whole.

**4.3 Compiler options which cannot be specified by options directive**

The following compiler options cannot be specified by options directive.

- Overall Options  
**-S, -c, -cf=conf, -fsyntax-only, -o file-name, -stdlib, -x language, @file-name**
- Parallelization Options  
**-mno-create-threads-at-startup, -pthread**
- Code Generation Options  
**-no-proginf**
- Debugging Options  
**-traceback**

- Language Options  
**-traditional, -cpp, -trigraphs**
- Message Options  
**-Werror**
- Preprocessor Options  
**-C, -dD, -dI, -dM, -dN, -Dmacro[=defn], -E, -H, -include file, -M, -MD, -MF filename, -MP, -MT target, -P, -Umacro, -undef**
- Assembler Options  
**-Wa,option, -Xassembler option, -assembly-list**
- Linker Options  
**-Bdynamic, -Bstatic, -Ldirectory, -llibrary, -nostartfiles, -nostdlib, -rdynamic, -shared, -static, -static-nec, -Wl,option, -Xlinker option, -z keyword**
- Directory Options  
**--sysroot=directory, -Bdirectory**
- Miscellaneous Options  
**--help, -print-file-name=library, -print-prog-name=program, -noqueue, -v, --version**

#### 4.4 Compiler options which can be specified by optimize directive

The following compiler options can be specified by **optimize** directive. Be careful that (\*) marked options cannot be specified by **optimize** directive in a C++ template function.

**-O $n$**   
**-faggressive-associative-math**  
**-fargument-alias**  
**-fargument-noalias**  
**-fassociative-math**  
**-fcse-after-vectorization**  
**-fdiag-inline= $n$**   
**-fdiag-parallel= $n$**   
**-fdiag-vector= $n$**

- ffast-math**
- ffast-math-check**
- fignore-induction-variable-overflow**
- fignore-volatile**
- finline-attribute**
- finline-copy-arguments**
- finline-functions**
- finline-loop-test=*kind***
- finline-max-depth=*n***
- finline-max-function-size=*n***
- finline-max-times=*n***
- fivdep**
- fivdep-omp-worksharing-loop**
- floopt-collapse**
- floopt-count=*n***
- floopt-fusion**
- floopt-interchange**
- floopt-normalize**
- floopt-split**
- floopt-strip-mine**
- floopt-unroll**
- floopt-unroll-complete=*n***
- floopt-unroll-max-times=*n***
- fmatrix-multiply**
- fmove-loop-invariants**
- fmove-loop-invariants-if**
- fmove-loop-invariants-unsafe**
- fmove-nested-loop-invariants-outer**
- fnamed-alias**
- fnamed-noalias**
- fouterloop-unroll**
- fouterloop-unroll-max-size=*n***
- fouterloop-unroll-max-times=*n***
- freciprocal-math**

- freplace-loop-equation**
- fthis-pointer-alias**
- fthis-pointer-noalias**
- mconditional-index-test**
- minit-stack=*value***
- mlist-vector**
- mparallel-innerloop**
- mparallel-omp-routine**
- mparallel-sections**
- mparallel-threshold=*n***
- mretain-all**
- mretain-list-vector**
- mretain-none**
- msched=*keyword***
- mvector**
- mvector-assignment-threshold=*n***
- mvector-dependency-test**
- mvector-floating-divide-instruction**
- mvector-fma**
- mvector-advance-gather**
- mvector-advance-gather-limit=*n***
- mvector-intrinsic-check**
- mvector-iteration**
- mvector-iteration-unsafe**
- mvector-loop-count-test**
- mvector-low-precise-divide-function**
- vector-merge-conditional**
- mvector-neighbors**
- mvector-packed**
- mvector-power-to-explog**
- mvector-poser-to-sqrt**
- mvector-reduction**
- mvector-shortloop-reduction**
- mvector-sqrt-instruction**

- mvector-threshold=*n***
- mwork-vector-kind=none**
- report-all**
- report-cg**
- report-diagnostics**
- report-format (\*)**
- report-inline**
- report-option (\*)**
- report-vector**

## Chapter5 Optimization and Vectorization

This chapter describes optimization and automatic vectorization which are useful in making user programs execute quickly.

### 5.1 Code Optimization

The code optimization eliminates unnecessary operations by analyzing program control and data flow. Where possible, it minimizes the operations involved in a loop and replaces them with equivalent faster operations.

#### 5.1.1 Optimizations

The C/C++ compiler performs the following code optimizations. The parenthesis indicates the options to enable the individual optimizations.

- Common expression elimination (**-O**[*n*] (*n*=1,2,3,4))
- Moving invariant expressions under a conditional expression outside a loop (**-O**[*n*] (*n*=1,2,3,4), **-fmove-loop-invariants**, **-fmove-loop-invariants-unsafe**)
- Simple assignment elimination (**-O** [*n*] (*n*=1,2,3,4))
- Deletion of unnecessary codes (**-O** [*n*] (*n*=1,2,3,4))
- Exponentiation optimization (**-O** [*n*] (*n*=1,2,3,4))
- Converting division to equivalent multiplication (**-O**[*n*](*n*=2,3,4), **-freciprocal-math**)
- Loop fusion (**-O**[*n*] (*n*=3,4))
- Ignoring of **volatile**-qualifier (**-O**[*n*](*n*=4), **-fignore-volatile**)
- Compile-time computation of constant expressions and type conversions (**-O**[*n*] (*n*=1,2,3,4))
- Optimization of complex number computations (**-O**[*n*](*n*=1,2,3,4))
- Removal of unary minus (**-O**[*n*] (*n*=1,2,3,4))
- Optimization of branching (**-O**[*n*] (*n*=1,2,3,4))
- Strength reduction (**-O**[*n*] (*n*=1,2,3,4))
- Removal of an unnecessary instruction to guarantee the last value (**-O**[*n*] (*n*=1,2,3,4))

- In-line expansion of Intrinsic functions (**-O[n]** ( $n=1,2,3,4$ ))
- Optimizing by Instruction scheduling (**-msched-keyword**)

### 5.1.2 Side Effects of Optimization

- Common expression elimination or code motion may change the points where a calculation is performed. The number of times a calculation is performed also changes the points where errors occur and the number of error occurrences, as compared with the not-optimized object code.
- By moving invariant expressions under a conditional expression outside the loop, expressions which should not be executed are always executed. Therefore an unexpected error and an arithmetic exception may occur.
- When exponentiation optimization is effective, an exception is not detected even if underflow exceptions occur.
- Converting division to equivalent multiplication normally causes a slight error in the result. Although this error can usually be ignored in floating point arithmetic, it may change the result if floating point arithmetic operations are converted to integer arithmetic operations. This conversion can be stopped and avoided by compiler option.
- Optimization by instruction scheduling may produce the following side effect. If a calculation to be executed only when a certain condition is satisfied is moved beyond basic blocks, and it is always executed, an error which should not occur may occur. Also remarkably increases compile time and memory used by the compiler.

## 5.2 Vectorization Features

### 5.2.1 Vectorization

Variables and each element of an array are called scalar data. An orderly arranged scalar data sequence such as a line, column, or diagonal of a matrix is called vector data.

Vectorization is the replacement of scalar instructions with vector instructions. In automatic vectorization, the compiler analyzes the source code to detect parts that can be executed by vector instructions.

Automatic vectorization is performed when **-O[n]** ( $n=1,2,3,4$ ) is valid.

The compiler option which controls this vectorization is **-mvector**.

The compiler directive option which controls this vectorization is **[no]vector**.

### 5.2.2 Partial Vectorization

If a vectorizable part and an unvectorizable part exist together in a loop, the compiler divides the loop into vectorizable and unvectorizable parts and vectorizes just the vectorizable part. This vectorization is called partial vectorization.

This vectorization is performed when **-O[n]** ( $n=1,2,3,4$ ) is valid.

The compiler option which suppress this vectorization is **-mwork-vector-kind=none**.

The compiler directive option which controls this vectorization is **[no]vwork**.

### 5.2.3 Macro Operations

Although patterns like the following do not satisfy the vectorization conditions for definitions and references, the compiler recognizes them to be special patterns and performs vectorization by using proprietary vector instructions.

This vectorization is performed when **-O[n]** ( $n=1,2,3,4$ ) is valid.

- Sum or inner product

$S = S \pm exp$	<i>(exp: An expression)</i>
-----------------	-----------------------------

A sum or inner product that consists of multiple statements is also vectorized.

$t1 = S \pm exp1$	<i>(exp1: An expression)</i>
$t2 = t1 \pm exp2$	
$\dots$	
$S = tn \pm expn$	

The compiler option which controls this vectorization is **-mvector-reduction**.

- Product

$S = S * exp$	<i>(exp: An expression)</i>
---------------	-----------------------------

A product that consists of multiple statements is also vectorized.

$t1 = S * exp1$	<i>(exp1: An expression)</i>
$t2 = t1 * exp2$	
$\dots$	
$S = tn * expn$	

The compiler option which controls this vectorization is **-mvector-reduction**.



- Iteration

$a[i] = \text{exp1} \pm a[i-1];$ $a[i] = \text{exp1} * a[i-1];$ $a[i] = \text{exp1} \pm a[i-1] * \text{exp2};$ $a[i] = (\text{exp1} \pm a[i-1]) * \text{exp2};$	<i>(exp1: An expression)</i>
---	------------------------------

An iteration consists of multiple statements and is also vectorized.

$t = \text{exp1} \pm a[i-1];$ $a[i] = t * \text{exp2};$	<i>(exp1: An expression)</i>
---	------------------------------

The compiler option which controls this vectorization is **-mvector-iteration** and **-mvector-iteration-unsafe**.

- Maximum values and minimum values

- Finding the maximum or minimum value only

**Example:**

<pre>for (i = 0; i &lt; n; i++) {     if (a[i] &gt; amx)         amx = a[i]; }</pre>
--

- Finding the maximum or minimum value and the value of its subscript expression

**Example:**

<pre>for (i = 0; i &lt; n; i++) {     if (a[i] &gt; amx) {         amx = a[i];         ix = i;     } }</pre>
--

- Finding the maximum or minimum value, the values of its subscript expressions, and other values

**Example:**

<pre>for (j = 0; j &lt; n; j++) {     for (i = 0; i &lt; n; i++) {         if (a[i][j] &gt; amx) {             amx = a[i][j];             ix = i;         }     } }</pre>
---

```

        iy = j;
    }
}

```

- Search

A loop that searches for an element that satisfies a given condition is vectorized.

**Example:**

```

for (i = 0; i < n; i++) {
    if (a[i] == 0)
        break;
}

```

All of the following conditions must be satisfied.

- This is the innermost loop.
- There is just one branch out of the loop.
- The condition for branching out of the loop depends on repetition of the loop.
- There must not be an assignment statement to an array element or an object pointed to by a pointer expression before the branch out of the loop.
- All basic conditions for vectorization are satisfied except for not branching out of the loop.

- Compression

A loop for compressing elements that satisfy a given condition is vectorized.

**Example:**

```

j = 0;
for (i = 0; i < N; i++) {
    if (x[i] >= 0.0) {
        j = j + 1;
        y[j] = z[j];
    }
}

```

- Expansion

A loop for expanding values to elements that satisfy a given condition is vectorized.

**Example:**

```

j = 0;
for (i = 0; i < N; i++) {
    if (x[i] >= 0.0) {
        j = j + 1;
        z[j] = y[j];
    }
}

```

**5.2.4 Conditional Vectorization**

The compiler generates a variety of codes for a loop, including vectorized codes and scalar codes, as well as special codes and normal codes. The type of code is selected by run-time testing at execution when conditional vectorization is performed. Run-time testing are following.

- Data dependency
- Loop iteration count
- Loop iteration for reduction operation

This vectorization is performed when **-O[n]** ( $n=2,3,4$ ) and **-mvector** is valid.

The compiler option and the compiler directive option which controls this vectorization is following.

Condition	Compiler Option	Compiler Directive Option
Data dependency	<b>-mvector-dependency-test</b>	<b>dependency_test</b>
Loop iteration	<b>-mvector-loop-count-test</b>	<b>loop_count_test</b>
Loop iteration for reduction operation	<b>-mvector-shortloop-reduction</b>	<b>[no]shortloop_reduction</b>

**5.2.5 Outer Loop Strip-mining**

When the iteration count of a loop is greater than the maximum-vector-register-length (=256), the compiler puts a loop around the vector loop, which splits the total vector operation into "strips" so that the vector length will not be exceeded.

When there are references of array elements whose subscript expressions do not include the induction variables of the outer loop in the inner loop of a tightly nested loop, the inner loop is split into a strip loop and the strip loop is moved outside of the outer loop so that invariants can be kept in the vector register.

This optimization is performed when **-O[n]** ( $n=3,4$ ) is valid.

The compiler option which controls this vectorization is **-floop-strip-mine**.

**Note** In tightly nested loops, the loops nested together must look as shown in Example 1. In this case, there is no executable statement between the inner and outer loops.

**Example:** Tightly nested loop

```
for (k = 0; k < 10; k++) {
  for (j = 0; j < 20; j++) {
    for (i = 0; i < 30; i++) {
      a[k][j][i] = b[k][j][i] * c[k][j][i];
    }
  }
}
```

**Example:** Not tightly nested loop

```
for (k = 0; k < 10; k++) {
  for (j = 0; j < 20; j++) {
    for (i = 0; i < 30; i++) {
      a[k][j][i] = b[k][j][i] * c[k][j][i];
    }
    x[j][k] = y[j][k] + z[j][k];
  }
}
for (k = 0; k < 10; k++) {
  for (j = 0; j < 20; j++) {
    for (i = 0; i < 30; i++) {
      a[k][j][i] = b[k][j][i] * c[k][j][i];
    }
    for (i = 0; i < 30; i++) {
      s[k][j][i] = t[k][j][i] * u[k][j][i];
    }
  }
}
```

## 5.2.6 Short-loop

A loop code which does not have "terminate loop?" is generated for a loop whose iteration count is less than or equal to the maximum-vector-register-length (=256).

This kind of loop is called a "short-loop".

This optimization is performed when **-O[n]** ( $n=1,2,3,4$ ) is valid.

The compiler directive option which controls this optimization is **shortloop**.

### 5.2.7 Packed vector instructions

A packed data is packed two 32bit data in each element of a vector register. Packed vector instructions calculates a packed data. Packed vector instructions can calculate twice the data of vector instructions by one instruction.

The compiler option which controls using packed vector instructions is **-mvector-packed**.

The compiler directive option which controls using packed vector instructions is **[no]packed\_vector**.

### 5.2.8 Other

Deletion of common expression, deletion of simple assignments, deletion of unnecessary codes, conversion of division to equivalent multiplication and removal of an unnecessary instruction to guarantee the last value are also performed for vectorized codes.

Additionally the following optimizations are performed for vectorized codes. The parenthesis indicates the options to enable the individual optimizations.

- Extracting scalar operations (**-O[n]** ( $n=1,2,3,4$ ))
- Vectorization by Statement Replacement (**-O[n]** ( $n=1,2,3,4$ ))
- Loop collapse (**-O[n]** ( $n=3,4$ ), **-floop-collapse**)
- Outer loop unrolling (**-O[n]** ( $n=3,4$ ), **-fouterloop-unroll**)
- Loop rerolling (**-O[n]** ( $n=3,4$ ))
- Recognition matrix multiply loop (**-O[n]** ( $n=3,4$ ), **-fassociative-math**, **-fmatrix-multiply**)
- Loop expansion (**-O[n]** ( $n=2,3,4$ ), **-floop-unroll-complete=m**)

### 5.2.9 Remarks on Using Vectorization

- The execution result of the summation, the inner product, the product and the iteration may differ before and after vectorization because the order of their operations may differ before and after vectorization.
- The 8 byte integer iteration is vectorized by using a floating-point instruction. So when the result exceeds 52 bits or when a floating overflow occurs, the result

differs from that of scalar execution.

- To increase speed, the vector versions of mathematical functions do not always use the same algorithms as the scalar versions.
- Optimization techniques, such as conversion of division to multiplication, are applied differently.
- Optimization techniques, such as reordering of arithmetic operations, are applied differently.
- The detection of errors and arithmetic exceptions by intrinsic functions may differ before and after vectorization.
- When the compiler checks whether vectorization would preserve the proper dependency between array definitions and references, it assumes that all values of subscript expressions are within the upper and lower limits of the corresponding size in the array declaration. If a loop violating this condition is vectorized, correct results are not guaranteed.
- When a loop containing **if** statement, **switch** statement, or a conditional operator is vectorized, arithmetic operations are carried out only for the part that conditionally requires them, but arrays are referenced as many times as the iteration count called for by the loop structure and array elements that should not be referenced are referenced. Unless the arrays have enough area reserved to satisfy the iteration count, memory access exceptions can occur as a result.
- When a loop containing a branch out of the loop is vectorized, arithmetic operations are carried out unconditionally for the part before the branch point, as many times as the iteration count called for by the loop structure. Therefore, arithmetic operations that should not be carried out are carried out, or data that should not be referenced are referenced. These events can cause errors or exceptions.
- The alignment size of vectorizable data must be same as size of the data type (4 bytes or 8 bytes). When a loop containing array elements or objects pointed to by the pointer expressions which do not satisfy the vectorizable alignment conditions is vectorized, errors or exceptions may occur. In such a case, specify **#pragma \_NEC novector** before the loop or **-mno-vector** to stop vectorization. The following data may not satisfy the vectorizable alignment conditions.

- Arguments
- Objects pointed to by the pointer

The compiler assumes these data to satisfy the alignment condition, and vectorizes the loop.

## Chapter6 Inlining

### 6.1 Automatic Inlining

When automatic inlining is enabled, the compiler chooses the appropriate functions by analyzing the source files, and inlines them automatically.

The compiler option which controls this optimization is **-finline-functions**.

### 6.2 Explicit Inlining

#### 6.2.1 Description

When using the explicit inlining, an inlining directive which controls inlining must be specified before a statement, a compound statement, an iteration statement, or a selection statement including inlined function calling. The compiler option **-finline-functions** is not needed, but **-On[n=2,3,4]**, **-finline-functions**, **-fopenmp**, or **-mparallel** is needed.

The compiler has the following directives for explicit inlining.

- **always\_inline**

A function which includes this directive should be always inlined. This directive must be specified in a called function. A function call has **noinline** is never inlined even if the called function includes this directive.

- **inline**

A function call in a following statement, a compound statement, an iteration statement, or a selection statement is chosen as a candidate for inlining.

- **inline\_complete**

Same as inline. But, if the inlined function includes a function call, the called function is chosen as a candidate for inlining. The inlining applied until there is no function calls if possible.

- **noinline**

A function call in a following statement, a compound statement, an iteration statement, or a selection statement is never inlined. The function which includes **always\_inline** is not inlined, too.



## 6.2.2 Specifying Inline Directive

### (1) Called function

**always\_inline** must be specified in a called function.

```
double small_func(double a)
{
#pragma _NEC always_inline
    return sqrt(a);
}
```

### (2) Statement

**inline** / **inline\_complete** / **noinline** affect all function calls in a following statement.

```
#pragma _NEC inline
    x = func1(a) + func2(a);
    x += func3(a);
```

func1() and func2() are candidates for inlining, but func3() is not.

### (3) Block

**inline** / **inline\_complete** / **noinline** affect all function calls in a following block.

```
#pragma _NEC inline
{
    func1();
    func2();
}
```

func1() and func2() are candidates for inlining.

### (4) Loop

**inline** / **inline\_complete** / **noinline** affect all function calls in a following **for** loop, **while** loop, or **do-while** loop.

```
#pragma _NEC inline
    for (i = ifunc(); i < 1000; i++) {
        z[i] = func1();
        w[i] = func2();
    }
```

ifunc(), func1(), and func2() are candidates for inlining.

### (5) **if**-statement and **switch**-statement

**inline** / **inline\_complete** / **noinline** affect all function calls in a following **if** statement, **switch** statement, and their sub-statements.

```
#pragma _NEC inline
  if (ifunc1()) {
    x = func1();
  }
  else if (ifunc2()) {
    x = func2();
  }
  else {
    x = func3();
  }
```

ifunc1(), ifunc2(), func1(), func2(), and func3() are candidates for inlining.

### 6.2.3 Remarks

- **always\_inline**, **inline**, **inline\_complete**, and **noinline** are effective when **-On** [ $n=2,3,4$ ], **-finline-functions**, **-fopenmp**, or **-mparallel** are enabled.
- **always\_inline** is ignored when both **\_\_attribute\_\_((noinline))** and **always\_inline** are specified.
- The function definition which includes **always\_inline** is not removed. Be careful that the function definition is removed when **\_\_attribute\_\_((always\_inline))** is specified.
- A function call which **noinline** is effective is not inlined even if the called function includes **always\_inline**.
- A block includes a block and each block has opposite directive, the immediately before directive is effective for the inner block.

```
#pragma _NEC inline
  {
    x = func1();           // Candidate for inlining
#pragma _NEC noinline
    {
      y = func2();       // Not inlined
    }
  }
```

- A function call in an initializer in a declaration is not inlined even if **inline** is effective.

### 6.3 Cross-file Inlining

The compiler inlines functions included in source files other than a source file of the compilation target. This inlining is called cross-file inlining.

Cross-file inlining is enabled when automatic inlining is enabled and source files to search for functions to inline are specified.

The following examples show how to specify the source files.

- A source file is specified.

```
$ gcc -c -finline-functions -finline-file=sub.c call.c
```

- A source file and all input source files are specified.

```
$ gcc -c -finline-functions -finline-file=sub2.c:all call.c sub.c
```

- All source files under a directory are specified.

```
$ ls dir
sub.c sub2.c sub3.c
$ gcc -c -finline-functions -finline-directory=dir sub.c
```

- All source files under a directory except for a specific source file are specified.

```
$ ls dir
sub.c sub2.c sub3.c
$ gcc -c -finline-functions -finline-directory=dir -fno-inline-file=sub2.c
call.c
```

IL files can be also specified as files to search. Compilation time can become shorter when you specify IL files instead of source files.

- An IL file is generated and specified.

```
$ gcc -mgenerate-il-file sub.c
$ gcc -c -finline-functions -mread-il-file sub.cil main.c
```

### 6.4 Inline Expansion Inhibitors

Expansion inhibitors are used when one of the following conditions occurs.

- The function to be inlined cannot be located.
- The arguments used in the calling sequence do not match the arguments in the function to be inlined.
- There is a conflict between **unions** of the calling function and the function to be inlined.
- A function name referenced in the function to be inlined conflicts with a nonfunction name used in the calling function.
- The function to be inlined contains OpenMP directives.
- The function to be inlined contains a recursive call of it.

## 6.5 Notes on Inlining

- If inlining is applied to too many functions in a program, the volume of the codes may increase, causing the instruction cache to overflow and the performance of the program to decrease. Choose the functions to be inlined carefully.
- A function called recursively cannot be inlined.
- In cross-file inlining, if large or many programs are searched, the compilation time can become long or memory used at the compilation may increase.
- In cross-file inlining, whether routines are inlined or not may change by the compilation order, because the compiler does not search the source files and continues the compilation when modules referred in programs of source files specified by **-finline-file** or **-finline-directory** are not found. Specify **-finline-abort-at-error** when you want to stop the compilation at the case.
- Cross-file inlining can be used only in C language.

---

## Chapter7 Parallelization

### 7.1 Automatic Parallelization

#### 7.1.1 Description

The compiler automatically detects the parallelism of loop iterations and statement groups, transforms a program to enable it to be executed in parallel, and generates parallelization control structures when automatic parallelization is enabled.

The compiler option which controls this optimization is **-mparallel**.

#### 7.1.2 Conditional Parallelization Using Threshold Test

Parallelization can slow down execution if the loop contains insufficient work to compensate for the added overhead.

If the loop nest iteration count cannot be determined at compilation, the automatic parallelization function generates codes to execute a threshold test at run time. If it is calculated at run time that the loop has a lot of work, the loop is executed in parallel mode. Otherwise the loop is executed serially. This parallelization is called parallelization using a workload threshold test.

Automatic parallelization adjusts the threshold value based on the iteration count of the loop and the number/type of operations in each loop. At run time, the iteration count of the loop and the threshold value are compared. If the iteration count is larger than the threshold value, the parallelized loop is executed. Otherwise, the non-parallelized loop is executed.

The compiler option which controls this optimization is **-mparallel-threshold=*n***.

#### 7.1.3 Conditional Parallelization Using Dependency Test

If a loop is suitable for parallelization except that it is potentially dependent, automatic parallelization may generate an if-then block in the same way as for parallelization using a threshold test. When evaluated at run time, this test determines whether the loop can execute correctly on multiple tasks, or must be run on a single task. For single loops and double-nested loops, this test is combined with a threshold test.

#### 7.1.4 Parallelization of inner Loops

When no outer loop can be parallelized, inner loops are analyzed for parallelization

operations. However, inner loops that clearly exceed the threshold value are automatically parallelized even if inner loops are not requested.

The compiler option which controls this optimization is **-mparallel-innerloop**.

### 7.1.5 Forced Loop Parallelization

**#pragma \_NEC parallel for** parallelizes a **for**-loop that is not parallelized by the compiler but the user knows that it can be parallelized. The user must check the validity of the operation when the loop is parallelized.

The for-statements must be in the form of "**for** (*init-expr*; *var relational-op b*; *incr-expr*)". The terms of the directive must fulfill the following conditions:

- *init-expr* must be one of "*var=lb*" or "integer-type *var=lb*".
- *incr-expr* must be one of ++*var*, *var*++, --*var*, *var*--, *var*+=*incr*, *var*--=*incr*, *var*=*var*+*incr* or *var*=*var*-*incr*.
- *var* is a scalar variable whose type is **int**, **long**, **long int**, **long long** or **long long int**.
- *relational-op* is one of <, <=, >=, > or !=.
- *lb*, *b* and *incr* must be loop invariant expressions.

The following **schedule**-clause whose functionality is the same as OpenMP can be specified.

**schedule**(static [,*chunk-size*])

**schedule**(dynamic [,*chunk-size*])

**schedule**(runtime)

Additionally, **private**-clause whose functionality is the same as OpenMP can be specified.

**private**(*scalar-variable*[,*scalar-variable*]...)

**#pragma \_NEC atomic** must be specified when a statement immediately after **atomic** is a macro operation which is one of *x binop=expr*, *x*++, ++*x*, *x*-- or --*x*.

The statement must fulfill the following conditions:

- *x* must be a scalar variable which can be stored as a value.
- *expr* must be a scalar expression in which *x* does not appear.
- *binop* must be one of +, \*, -, /, &, ^, |, << or >>. It must not be overloaded.

The following code is an example inserting forced-loop parallelization directives.

**Example:**

```

double sub (double *a, int n)
{
    int i, j;
    double b[n];
    double sum = 1.0;
    ...
#pragma _NEC parallel for schedule(dynamic,16)
    for (j = 0; j < n; j++) {
        for (i = 0; i < n; i++) {
#pragma _NEC atomic
            sum += a[j] + b[i];
        }
    }
    ...
    return sum;
}

```

## 7.2 OpenMP Parallelization

### 7.2.1 Using OpenMP Parallelization

Specify **-fopenmp** to use OpenMP parallelization at compilation and linking. See the OpenMP specifications for OpenMP directives and remarks.

**Example:** Inserting an OpenMP directive

```

double sub (double *a, int n)
{
    int i, j;
    double b[n];
    double sum = 1.0;
    ...
#pragma omp parallel for reduction(+:sum)
    for (j = 0; j < n; j++) {
        for (i = 0; i < n; i++) {
            sum += a[j] + b[i];
        }
    }
    ...
    return sum;
}

```

## 7.2.2 OpenMP 5.0 Parallelization

The following features of OpenMP Version 5.0 are supported.

- **loop** construct
- **parallel loop** construct
- **parallel master construct**
- OMPT interface

## 7.2.3 Extensions on OpenMP Parallelization

The environment variables of OpenMP Version 4.5 whose name are prefixed with "VE\_" are also supported. If both environment variables with and without "VE\_" are specified, the value which is specified by the environment variable prefixed by "VE\_" is applied.

**Example:** Specify the environment variables (applied **VE\_OMP\_NUM\_THREADS**)

```
$ export OMP_NUM_THREADS=4
$ export VE_OMP_NUM_THREADS=8
```

## 7.2.4 Restrictions on OpenMP Parallelization

The features of OpenMP Version 5.0 except for listed in section 7.2.2 is restricted.

The following features of OpenMP Version 4.5 is restricted.

- All directives/clauses described in "Device Constructs"  
Compiler does not generate any device code and target regions run on the host
- All syntax described in "Array Sections" except in **reduction** clause
- All directives/clauses described in "Cancellation Constructs"
- All directives/clauses described in "Controlling OpenMP Thread Affinity"
- **distribute, target, teams**  
**distribute, target** and **teams** in directives for combined construct and all clauses related to them are ignored.  
Example : "**target parallel for**" is treated as "**parallel for**".
- **taskloop** constructs
- **parallel for simd** construct and **for simd** construct  
Treated as **parallel for** and **for** respectively



- **simd** construct  
If **saflen** clause or **simdlen** clause is not specified, treated as **ivdep** directive.
- **declare reduction** construct
- **allocate** clause
- **bind** clause
- **if** clause with directive-name-modifier
- **in\_reduction,task\_reduction** clause
- **ordered** clause with *parameter*
- **schedule** with *modifier*
- **depend** clause with array variable
- **depend** clause with **source** or **sink** of *dependence-type*
- **critical** construct with **hint**
- **atomic** construct with **seq\_cst**
- **linear** clause with *modifier*
- nested parallelism

## 7.3 Threads

### 7.3.1 Set and Get Number of Threads

In automatic parallelized programs, parallel processing is realized based on OpenMP parallel functions. Therefore, you can set the number of threads at execution by the environment variable **OMP\_NUM\_THREADS** or **VE\_OMP\_NUM\_THREADS** in automatic parallelized and OpenMP parallelized programs.

OpenMP runtime library routines can set and get the number of threads at execution in automatic parallelized programs.

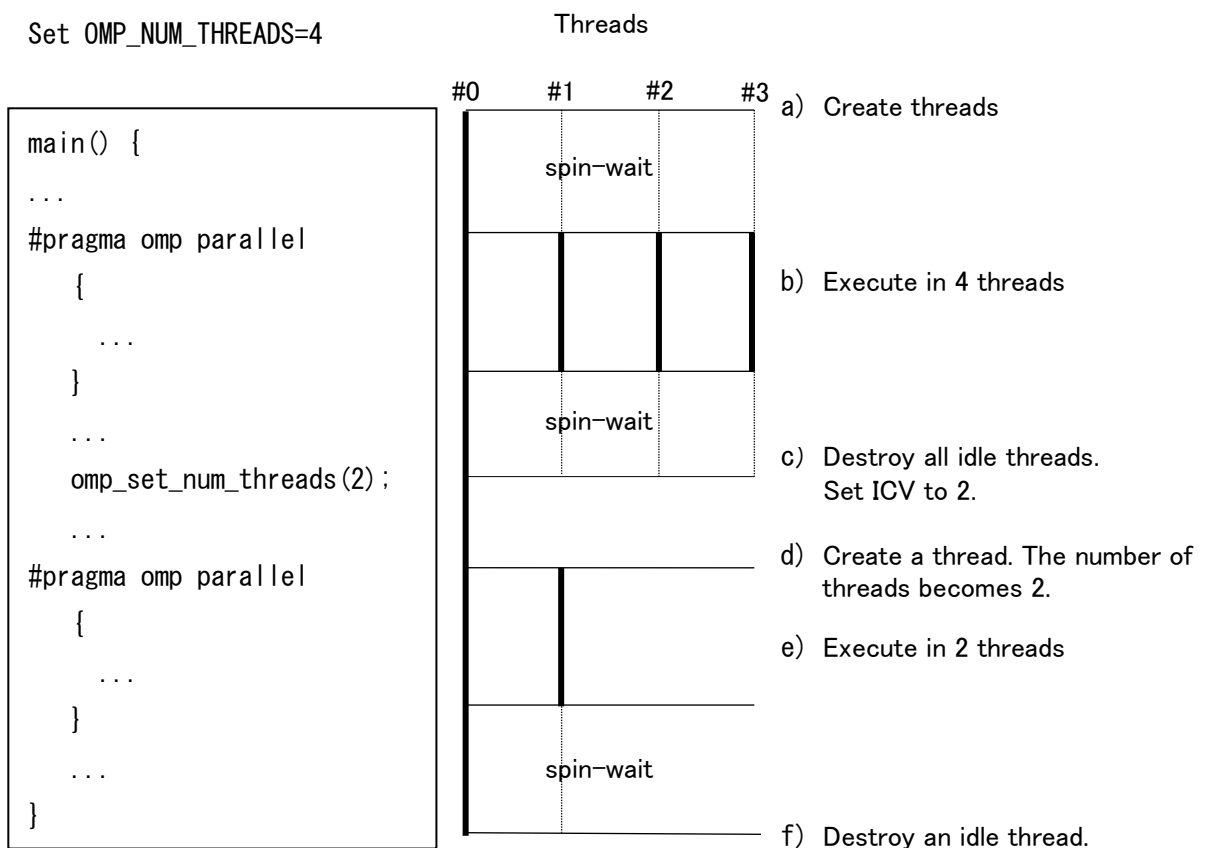
```
extern void omp_set_num_threads(int num_threads); // Set number of threads
extern int omp_get_num_threads(void); // Get number of threads
extern int omp_get_max_threads(void); // Get upper bounds on number of threads
extern int omp_get_thread_num(void); // Get thread number
```

The number of threads at execution is the same as the number of available VE cores if it is not set by the environment variable **OMP\_NUM\_THREADS** or **VE\_OMP\_NUM\_THREADS** before the program execution.

### 7.3.2 Thread Creation and Destroy

In automatic parallelized and OpenMP parallelized programs, the threads are created before the routine `main()` or global variable constructor, and they are destroyed at the program termination.

The following figure shows how threads are created and destroyed. Assume that the environment variable `OMP_NUM_THREADS` is set to 4.



- (a) Three idle threads are created by master thread (#0) before `main()` starts. The idle threads are spin-waiting and wait for the task to be assigned by the master thread.
- (b) Tasks are assigned to the threads by master task at the entry of parallel region, and it is executed in four threads. At the end of parallel region, three threads are spin-waiting and wait for the task to be assigned by the master thread again.
- (c) At the calling of `omp_set_num_threads(2)`, all idle threads are destroyed and set ICV to 2.

\*ICV stands for "Internal Control Variable" and is an abbreviation used in OpenMP. It is a variable used for controlling parallel processing.

- (d) A thread is created at the entry of the next parallel region.
- (e) The parallel region is executed in two threads.
- (f) The idle thread is destroyed at the end of program execution.

### 7.3.3 Postpone Thread Creation

By default, idle threads are created before the routine **main()** or global variable constructor. It can be change at the first parallel region by the following compiler option at linking.

```
$ ncc -fopenmp -mno-create-threads-at-startup -static-nec a.o
$ ncc -mparallel -mno-create-threads-at-startup -static-nec b.o
```

## 7.4 Notes on Using Parallelization

- After parallelization, the total CPU time is increased due to the overhead of parallelization.
- When parallelizing a function that includes function calls, the inside of the called function must be checked to see if the definition and/or reference of shared data is valid.
- Automatic parallelization is applied to the loops outside of a parallel region of OpenMP when **-fopenmp** and **-mparallel** are specified at once. If you don't want to apply automatic parallelization to a routine containing OpenMP directives, specify **-mno-parallel-omp-routine**.
- Threads for parallelization are created for each MPI process when a program is a MPI program. When a program uses 2 MPI processes and OMP\_NUM\_THREADS is set as 4, the program requires 8 cores (= 2 MPI \* 4 threads). When executing MPI program on VE, be careful not to run out of cores for execution.
- When outputting execution analysis information an auto-parallelized program using PROGINF and FTRACE, keep the following in check: See the manual "PROGINF/FTRACE User's Guide" for the detail of PROGINF or FTRACE.
  - The number of operations for the spin-waiting of the thread created before main() or global variable constructor starts is included in PROGINF, but not in FTRACE.
  - In PROGINF, the "Vector Operation Ratio" may decrease. This is due to calculating the displayed value in PROGINF from the counter of the whole

process which includes the number of operations for the spin-waiting of the thread created before main() or global variable constructor starts.

## Chapter8 Compiler Listing

This chapter describes the output lists of the C/C++ compiler.

The compilation list is created in the current directory, under the name "*source-file-name.L*".

### 8.1 Option List

An option list is output when **-report-option** or **-report-all** is specified.

Format:

```

NEC C/C++ Compiler (3.0.7) for Vector Engine      Thu Jun 18 10:18:05 2020  (a)

FILE NAME: fft.c      (b)

  COMPILER OPTIONS : -report-option      (c)

OPTIONS DIRECTIVE: -O4      (d)

PARAMETER :

Optimization Options :
  (e)                                (f)
-O0                                : 4
-fargument-alias                  : disable
-fargument-noalias                 : enable
-fassociative-math                 : enable

```

(a) Compiler revision and compilation date

(b) Name of source file

(c) Compiler options which specify by command line

(d) Compiler options which specify by options directive

(e) Compiler option

(f) Value of Compiler option

### 8.2 Diagnostic List

A diagnostic list is output when **-report-diagnostics** or **-report-all** is specified.

#### 8.2.1 Format of Diagnostic List

The format of the diagnostic list is as follows.

Format:

```

NEC C/C++ Compiler (1.0.0) for Vector Engine      Wed Jan 17 14:55:20 2018 (a)

FILE NAME: fft.f90                               (b)

FUNCTION NAME: FFT_3D                             (c)
DIAGNOSTIC LIST

LINE          DIAGNOSTIC MESSAGE
(d)          (e)          (f)
  7: inl(1222): Inlined
  9: vec( 101): Vectorized loop.

```

- (a) Compiler revision and compilation date
- (b) Name of source file
- (c) Name of function that includes loops or statements corresponding to diagnostic
- (d) Line number
- (e) Kind of Diagnostic and message number

Kind of Diagnostic is as follows.

vec : Vectorization diagnostic

opt : Optimization diagnostic

inl : Inlining diagnostic

par : Parallelization diagnostic

- (f) Diagnostic message

### 8.2.2 Notes

- A diagnostic message for a statement and a loop in an inlined function is not output in a diagnostic list for a function that calls the inlined function. Refer to the diagnostic list for the inlined function when you need to refer to its diagnostic messages.

### 8.3 Format List

A format list is output when **-report-format** or **-report-all** is specified. The source lines for each function together with the following information are output to the list.

- The vectorized status of loops.
- The parallelized status of loops.

- The status of inline expansion

### 8.3.1 Format of Format List

The format of the format list is as follows.

```

NEC C/C++ Compiler (1.0.0) for Vector Engine    Wed Jan 17 14:55:16 2018    (a)

FILE NAME: a.c          (b)

FUNCTION NAME: func    (c)
FORMAT LIST

LINE   LOOP      STATEMENT
(d)   (e)         (f)
1:           int func(int m, int n)
2:           {
3:           int i, j, a[m][n], b[m][n];
4: +----->   for (i = 0; i < m; i++) {
5: |V----->   for (j = 0; j < n; j++) {
6: ||           a[i][j] = a[i][j] + b[i][j];
7: |V-----   }
8: +-----   }
9:           return a[0][0];
10:          }

```

(a) Compiler revision and compilation date

(b) Name of source file

(c) Name of function

(d) Line number.

(e) Vectorization and parallelization status of each loop and inlining status of function calls

(f) Corresponding source file line

### 8.3.2 Loop Structure and Vectorization/Parallelization/Inlining Statuses

The following examples show how the loop structure and vectorization, parallelization and inlining statuses are output.

- The whole loop is vectorized.

```

V-----> for (i = 0; i < n; i++) {
|
V----- }

```

- The loop is partially vectorized.

```
S-----> for (i = 0; i < n; i++) {
|
S----- }
```

- The loop is conditionally vectorized.

```
C-----> for (i = 0; i < n; i++) {
|
C----- }
```

- The loop is parallelized.

```
P-----> for (i = 0; i < n; i++) {
|
P----- }
```

- The loop is parallelized and vectorized.

```
Y-----> for (i = 0; i < n; i++) {
|
Y----- }
```

- The loop is not vectorized.

```
+-----> for (i = 0; i < n; i++) {
|
+----- }
```

- The nested loops are collapsed and vectorized.

```
W-----> for (i = 0; i < n; i++) {
|*----->   for (j = 0; j < m; j++)
||
|*-----   }
W----- }
```

- The nested loops are interchanged and vectorized.

```
X-----> for (i = 0; i < n; i++) {
|*----->   for (j = 0; j < m; j++) {
||
|*-----   }
X----- }
```



- The outer loop is unrolled and inner loop is vectorized.

```

U-----> for (i = 0; i < n; i++) {
|V----->     for (j = 0; j < m; j++) {
||
|V-----     }
U-----     }

```

- The loops are fused and vectorized.

```

V-----> for (i = 0; i < n; i++) {
|
|         }
|         for (i = 0; i < n; i++) {
|
|         }
V----- }

```

- The loop is expanded.

```

*-----> for (i = 0; i < 4; i++) {
|
*----- }

```

- A character in the 17th column indicates how the line is optimized.
  - "I" indicates that the line includes a function call which is inlined.
  - "M" indicates that the nested loop which includes this line is replaced with vector-matrix-multiply routine.
  - "F" indicates that a fused-multiply-add instruction is generated for an expression in this line.
  - "R" indicates that **retain** directive is applied to an array in this line.
  - "G" indicates that a vector gather instruction is generated for an expression in this line.
  - "C" indicates that a vector scatter instruction is generated for an expression in this line.
  - "V" indicates that **vreg** directive or **pvreg** directive is applied to an array in this line.

### 8.3.3 Notes

- The loop structure or vectorization / parallelization statuses may be incorrect when a part of the loop is included in a header file.
- The loop structure or vectorization / parallelization statuses may be incorrect when two or more loops are written in a line.
- The format list of a function is not output when the entry point of the function is included in a header file.
- When a line after a loop is a pre-processor directive line, it is treated as the end of the loop as follows.

```
V-----> for (i = 0; i < n; i++) {
|
|      }
V-----  #if 0
```

## 8.4 Optimization List of Each Module

An optimization list of inlining module, vectorization module and code generation module is output.

### 8.4.1 Inlining Module

An optimization list of inlining module is output when **-report-inline** or **-report-all** is specified.

Format:

```
NEC C/C++ Compiler (3.1.0) for Vector Engine      Thu Sep 17 07:33:16 2020  (a)

FILE NAME: fft.c          (b)

FUNCTION NAME: func3      (c)

INLINE LIST

  INLINE REPORT: func3 (fft.c:17)
  (d)
  -> INLINE: func2 (fft.c:19)          (e)
    -> NOINLINE: func0 (fft.c:12)     (e)
        *** Source for routine not found. (f)
  -> INLINE: func1 (fft.c:13)        (e)
```

- (a) Compiler revision and compilation date
- (b) Name of source file
- (c) Name of procedure
- (d) Level of procedures to be inlined from the bottom of the calling tree.
- (e) Inlining status of procedure calls
- (f) Diagnostic message

### 8.4.2 Vectorization Module

An optimization list of vectorization module is output when **-report-vector** or **-report-all** is specified.

Format:

```

NEC C/C++ Compiler (3.1.0) for Vector Engine   Thu Sep 17 08:10:39 2020  (a)
FILE NAME: vec.c           (b)
FUNCTION NAME: func       (c)

VECTORIZATION LIST

LOOP BEGIN: (vec.c:3)
  <Unvectorized loop.>      (d)

LOOP BEGIN: (vec.c:4)
  <Vectorized loop.>        (d)
  *** The number of VGT,   VSC.   :  0,  0. (vec.c:4)      (e)
  *** The number of VLOAD, VSTORE. :  1,  1. (vec.c:4)      (e)
LOOP END
LOOP END

```

- (a) Compiler revision and compilation date
- (b) Name of source file
- (c) Name of procedure
- (d) Vectorization status of each loop
- (e) Diagnostic message

### 8.4.3 Code Generation Module

An optimization list of code generation module is output when **-report-cg** or **-report-all** is specified.

Format:

```
NEC C/C++ Compiler (3.1.0) for Vector Engine Thu Sep 17 08:10:39 2020 (a)
```

```
FILE NAME: vec.c (b)
```

```
FUNCTION NAME: func (c)
```

```
CODE GENERATION LIST
```

```
Hardware registers (d)
```

```
Reserved : 10 [sl fp lr sp s12 s13 tp got plt s17]
Callee-saved : 16 [s18-s33]
Assigned
  Scalar registers : 32 [s0-s12 s15-s16 s18-s21 s23-s32 s61-s63]
  Vector registers : 35 [v0 v30-v63]
  Vector mask registers : 0
  VREG directive : 2 [v18-v19]
```

```
Routine stack (e)
```

```
Total size : 256 bytes
  Register spill area : 16 bytes
  Parameter area : 40 bytes
  Register save area : 176 bytes
  User data area : 16 bytes
  Others : 8 bytes
```

```
Note: Total size of Routine stack does not include
      the size extended by alloca() and so on.
```

```
LOOP BEGIN: (vec.c:3)
```

```
LOOP BEGIN: (vec.c:4)
```

```
*** The number of VECTOR REGISTER SPILL (f)
```

```
Total : 14
  Across calls : 11
  Not enough registers : 1
  Over basic blocks : 1
  Others : 1
```

```
*** The number of VECTOR REGISTER RESTORE
```

```
Total : 14
  Across calls : 11
  Not enough registers : 1
  Over basic blocks : 1
  Others : 1
```

```
*** The number of VECTOR REGISTER TRANSFER : 12
```

```

*** The number of SCALAR REGISTER RESTORE
    Total                : 14
    Across calls         : 11
    Not enough registers : 1
    Over basic blocks    : 1
    Others               : 1
*** The number of SCALAR REGISTER RESTORE
    Total                : 14
    Across calls         : 11
    Not enough registers : 1
    Over basic blocks    : 1
    Others               : 1
*** The number of SCALAR REGISTER TRANSFER : 21
LOOP END
LOOP END

```

(a) Compiler revision and compilation date

(b) Name of source file

(c) Name of procedure

(d) Number of registers used for each type of register information

```

Reserved          : System reserved registers
Callee-saved     : Registers that save across procedure calls
Assigned          : Registers assigned to calculations and user data

```

(e) Stack information

```

Register spill area : Stack area for register spill
Parameter area     : Stack area for parameter area
Register save area : Stack area for register save area
User data area     : Stack area for user data area
Others             : Others

```

(f) Cause of register spill, restore and transfer for each loop

```

Across calls       : Because it across procedure calls
Not enough registers : Because the registers are shortage
Over basic blocks  : Because it is used across the basic blocks
Others            : Others

```

## Chapter9 Programming Notes Depending on the Language Specification

### 9.1 Builtin Functions

#### 9.1.1 Performance Tuning Support

```
void __builtin_vprefetch(const void *target, size_t size)
```

Prefetches specified *size* of data started from the address *target*.

#### 9.1.2 Debugging Support

```
void __builtin_traceback(unsigned long *framepointer)
```

Outputs traceback information when the environment variable **VE\_TRACEBACK** is set.

**Example:**

```
__builtin_traceback((unsigned long *)__builtin_frame_address(0));  
abort();
```

### 9.2 Attributes

NEC C/C++ Compiler supports NEC's unique attributes and some attributes of GCC and Clang. The available attributes are as follows:

#### (1) Attributes in NEC C/C++ Compiler

- **no\_ftrace**

When **-ftrace** is enabled, ftrace function calls are generated at entry and exit of user-compiled functions. Such ftrace function calls are not generated for the functions with this attribute and therefore the ftrace performance information is not created.

**Example:**

```
int foo() __attribute__((no_ftrace));
```

## (2) Attributes in GCC

- Common Function Attributes

<b>alias</b>	<b>aligned</b>	<b>always_inline</b>	<b>constructor</b>
<b>deprecated</b>	<b>destructor</b>	<b>format</b>	<b>format_arg</b>
<b>ifunc</b>	<b>noinline</b>	<b>nonnull</b>	<b>noreturn</b>
<b>nothrow</b>	<b>section</b>	<b>sentinel</b>	<b>unused</b>
<b>used</b>	<b>visibility</b>	<b>warn_unused_result</b>	<b>weak</b>

- Common Variable Attributes

<b>alias</b>	<b>aligned</b>	<b>deprecated</b>	<b>packed</b>
<b>section</b>	<b>unused</b>	<b>used</b>	<b>vector_size</b>
<b>visibility</b>	<b>weak</b>		

- Common Type Attribute

<b>aligned</b>	<b>deprecated</b>	<b>packed</b>	<b>transparent_union</b>
<b>unused</b>	<b>vector_size</b>	<b>visibility</b>	

## (3) Attributes in Clang

<b>abi_tag</b>	<b>alias</b>	<b>always_inline</b>	<b>constructor</b>
<b>destructor</b>	<b>ext_vector_type</b>	<b>format</b>	<b>ifunc</b>
<b>init_priority</b>	<b>nodiscard</b>	<b>noinline</b>	<b>noreturn</b>
<b>nothrow</b>	<b>section</b>	<b>warn_unused_result</b>	<b>weak</b>

## (4) Online document

For detailed descriptions of each attribute, please refer to the online document below.

- Online document of GCC
  - [Common Function Attributes](#)
  - [Common Variable Attributes](#)
  - [Common Type Attribute](#)
- Online document of Clang
  - [Attributes in Clang](#)

## (5) Notes

- **always\_inline** compiler directive option is ignored when both **\_\_attribute\_\_((noinline))** and **always\_inline** are specified.
- The function definition which includes **always\_inline** is not removed. Be careful that the function definition is removed when **\_\_attribute\_\_((always\_inline))**

is specified.

- A vector type, like to GCC and clang is available in NEC C/C++ compiler. Vector type can be defined by **vector\_size** and **ext\_vector\_type** attribute specifiers. Please refer to "9.5 Vector Type Extension" for details.

## 9.3 Implementation-Defined Specifications

### 9.3.1 Data Types

#### 9.3.1.1 Size and alignment

The following table shows the data types available in the C/C++ compiler and their size and alignment. [Unit: Bytes]

Type	Size	Alignment	Description
<b>_Bool</b>	1	1	Available in C.
<b>bool</b>	1	1	Available in C++.
<b>char</b> <b>signed char</b> <b>unsigned char</b>	1	1	<b>char</b> means <b>signed char</b> by default. It can be changed to <b>unsigned char</b> by <b>-funsigned-char</b> .
<b>short</b> <b>short int</b> <b>unsigned short</b> <b>unsigned short int</b>	2	2	
<b>int</b> <b>unsigned int</b>	4	4	
<b>long</b> <b>long int</b> <b>unsigned long</b> <b>unsigned long int</b>	8	8	
<b>long long</b> <b>long long int</b> <b>unsigned long long</b> <b>unsigned long long int</b>	8	8	
<b>__float16</b>	2	2	half-precision real type.
<b>float</b>	4	4	Single-precision real type.
<b>double</b>	8	8	Double-precision real type.
<b>long double</b>	16	16	Quadruple-precision real type.
<b>__float16 _Complex</b>	4	2	half precision complex type.



Type	Size	Alignment	Description
<b>float _Complex</b>	8	4	Single precision complex type.
<b>double _Complex</b>	16	8	Double precision complex type.
<b>long double _Complex</b>	32	16	Quadruple precision complex type.
<b>pointer</b>	8	8	
<b>enum</b>	4	4	Corresponds with int type.
	8	8	Corresponds with long type.

### 9.3.1.2 Size and alignment of derived type

The derived type is constructed from fundamental types. They are classified into the array type, structure type, union type, pointer type, and function type in C language.

#### (1) Array type

- Size  
(size-of-the-element) \* (number-of-the-elements)
- Alignment  
Requires the same size and alignment as the array element.

#### (2) Structure and union type (including class type)

- Size  
Total size of members and the area for their alignment. For unions, the overlapped area of members is not included in the size.
- Alignment  
Requires the alignment that has the largest value of the following:
  - Maximum value of the alignments required by its member variables
  - 4 bytes

**Note** The C++ compiler may add some internal data members to C++ language classes, structures, or unions, in order to implement the C++ language specification. In this case, their size and alignment may not comply with the above.

### 9.3.1.3 Other types

In addition to the above data types, provides the following data types.

(1) **size\_t**

Corresponds with **unsigned long**.

(2) **ptrdiff\_t**

Corresponds with **long**. **ptrdiff\_t** is defined in the header `<stddef.h>` and `<cstddef>`.

(3) **wchar\_t**

Corresponds with **int**.

(4) **bit-fields**

Specifies number of bits (including a sign bit, if any) to a member of a structure or union.

### 9.3.2 Type Conversion

This section explains:

- Integral promotion
- Integral conversion
- Floating-point conversion
- Complex conversion
- Floating-point and integral conversion
- Complex and integral conversion
- Complex and floating-point conversion
- Arithmetic conversion

#### 9.3.2.1 Integral Promotion

The integer of a given type can be converted into a different type that has a wider range than the source type. Such conversion is called integral promotion.

Integral promotion is performed according to the following rules:

- If the source value can be represented as **int**, convert it into **int**.
- If it cannot be represented as **int** but as **unsigned int**, convert it into **unsigned int**.

- If it cannot be represented as **unsigned int** but as **long**, convert it into **long**.
- If it cannot be represented as **long** but as **unsigned long**, convert it into **unsigned long**.

### 9.3.2.2 Integral Conversion

This section explains integral conversions such as the following:

- Conversion of signed integer into unsigned integer
- Conversion of unsigned integer into signed integer

Integral conversions are performed between the integer types **char**, **short**, **int**, **long**, **long long**, and their **unsigned** versions.

#### (1) Conversion of signed integer into unsigned integer

A signed integer can be converted into the corresponding unsigned type. By this conversion, the value may be interpreted as different from the source although its bit-image is not changed.

##### Example:

```
#include <iostream>
main()
{
    short s = -1;
    unsigned short u;

    std::cout << s << std::endl;
    u = s;
    std::cout << u << std::endl;
}
```

"-1" and "65535" are displayed by this program. The variable "s" which has **signed short** is initialized to "-1", a negative value. The value is converted to **unsigned short** and assigned to the variable "u" by the assignment "u = s".

#### (2) Conversion of unsigned integer into signed integer

An unsigned integer can be converted into the corresponding signed type. If the value of the unsigned integer cannot be expressed as a signed type, the value may be interpreted incorrectly.

##### Example:

```
#include <iostream>
main()
```

```

{
    short s;
    unsigned short u = 65535;

    std::cout << u << std::endl;
    s = u;
    std::cout << s << std::endl;
}

```

"65535" and "-1" are displayed by this program. The variable "u" is **unsigned short** and it must be converted to a signed type to enable the assignment "s = u". However, the value "65535" is interpreted as the wrong value "-1" because it cannot be represented correctly as **signed short**.

### 9.3.2.3 Floating-point Conversion

A floating-point type can be converted safely into another floating-point type if the destination type has more precision than the source type. "Safely" means that there is no loss of precision occurring during conversion. For example, conversion of **float** to **double** and conversion of **double** to **long double** are safe.

A floating-point type can also be converted into another floating-point type that has less precision than the source type. This conversion can be performed only if the source value is in a range that can be expressed by the destination type. The result is converted to the nearest value of the source value when a loss of precision occurs. If the source value is not in a range that can be expressed by the destination type, the conversion may create an undefined result.

#### Example:

```

#include <iostream>
main()
{
    double d = 1e+100;
    long double ld;
    float f;

    ld = d;
    std::cout << ld << std::endl;
    f = d;
    std::cout << f << std::endl;
}

```

"1e+100" and "inf" are displayed by this program. The first output means that the

conversion of **double** to **long double** is performed safely. The second output means that the source value "1e+100" in **double** cannot be expressed in **float** and is converted to infinity because the maximum value that can be expressed in the float type is "3.40282347e+38".

#### 9.3.2.4 Complex Conversion

A complex type can be converted into another complex type if the destination type has more or less precision than the source type. When a complex type is converted into another complex type, both the real and imaginary parts are converted according to the same conversion rules as floating-point conversion. See **Floating-point Conversion** for the details.

#### 9.3.2.5 Floating-point and Integral Conversion

A floating-point type can be converted into an integer type and an integer type can be converted into a floating-point type.

(1) Conversion of floating-point into integer

When a floating-point type is converted into an integer type, the fractional part of the source value is truncated; that is, "1.3" is converted to "1" and "-1.2" is converted to "-1" for example. Rounding is not performed during conversion.

(2) Conversion of integer into floating-point

When an integer type is converted into a floating-point type, the result is exact if possible. Otherwise, the source value is converted to the nearest value that can be expressed by the destination type.

#### 9.3.2.6 Complex and Integral Conversion

A complex type can be converted into an integer type and an integer type can be converted into a complex type.

(1) Conversion of complex into integer

When a complex type is converted into an integer type, the imaginary part of the complex value is discarded and the fractional part of the source value of the real part is truncated. For example, when a complex value has a real part of "1.3" and an imaginary part of "2.0", it is converted to "1". Rounding is not performed during conversion.

(2) Conversion of integer into complex

When an integer type is converted into a complex type, the imaginary part of the complex result value is signed zero and the real part of the complex result value is exact if possible. Otherwise, the source value is converted to the nearest value that can be expressed by the destination type.

### 9.3.2.7 Complex and Floating-point Conversion

A complex type can be converted into a floating-point type and a floating-point type can be converted into a complex type.

#### (1) Conversion of complex into floating-point

When a complex type is converted into a floating-point type, the imaginary part of the complex value is discarded and the real part of the complex value is converted into the destination type according to the same conversion rules as floating-point conversion. See **Floating-point Conversion** for the details.

#### (2) Conversion of floating-point into complex

When a floating-point type is converted into a complex type, the imaginary part of the complex result value is signed zero and the source value is converted into the real part of the complex type according to the same conversion rules as floating-point conversion. See **Floating-point Conversion** for the details.

### 9.3.2.8 Arithmetic Conversion

Many binary operators can have their operands converted and yield result types in a similar way. The purpose is to yield a common type, which is also the type of the result. This pattern is called usual arithmetic conversion, which is performed by the C++ compiler according to the following rules:

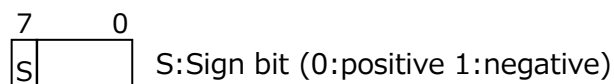
- If either operand is **long double \_Complex**, the other shall be converted to **long double \_Complex**.
  - Otherwise, if either operand is **long double**, the other shall be converted to **long double**.
- Otherwise, if either operand is **double \_Complex**, the other shall be converted to **double \_Complex**.
  - Otherwise, if either operand is **double**, the other shall be converted to **double**.
- Otherwise, if either operand is **float \_Complex**, the other shall be converted to

**float \_Complex.**

- Otherwise, if either operand is **float**, the other shall be converted to **float**.
- Otherwise (if neither of the operands are floating-point types nor complex types), integral promotion (see **Integral Promotion**) shall be performed on both operands as follows:
  - If either operand is **unsigned long**, the other shall be converted to **unsigned long**.
  - Otherwise, if one operand is **long** and the other is **unsigned int**, both operands shall be converted to **unsigned long**.
  - Otherwise, if either operand is **long**, the other shall be converted to **long**.
  - Otherwise, if either operand is **unsigned int**, the other shall be converted to **unsigned int**.
  - Otherwise, both operands are **int**.

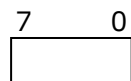
**9.3.3 Internal Representation of Data****9.3.3.1 Integer Types**

- **signed char** (1-byte signed integer)

**SYNOPSIS****EXPRESSIBLE VALUE**

-128 to 127 ( $-2^7$  to  $2^{7-1}$ )

- **unsigned char** (1-byte unsigned integer)

**SYNOPSIS****EXPRESSIBLE VALUE**

0 to 255

- **short / short int** (2-byte signed integer)

**SYNOPSIS**




**EXPRESSIBLE VALUE**

-32768 to 32767 ( $-2^{15}$  to  $2^{15-1}$ )

- **unsigned short / unsigned short int** (2-byte unsigned integer)

**SYNOPSIS**

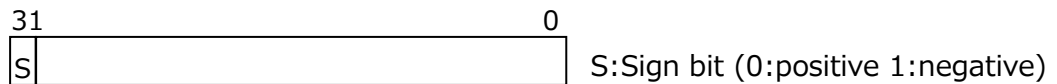


**EXPRESSIBLE VALUE**

0 to 65535 ( $0$  to  $2^{16-1}$ )

- **int** (4-byte signed integer)

**SYNOPSIS**



**EXPRESSIBLE VALUE**

-2147483648 to 2147783647 ( $-2^{31}$  to  $2^{31-1}$ )

- **unsigned int** (4-byte unsigned integer)

**SYNOPSIS**

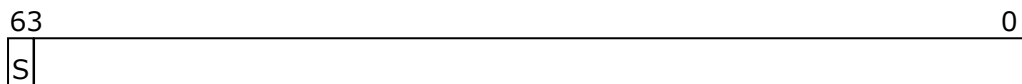


**EXPRESSIBLE VALUE**

0 to 4294967295 ( $0$  to  $2^{32-1}$ )

- **long / long int / long long / long long int** (8-byte signed integer)

**SYNOPSIS**



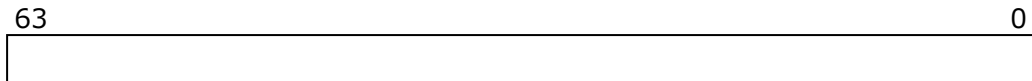
S:Sign bit (0:positive 1:negative)

**EXPRESSIBLE VALUE**

-9223372036854775808 to 9223372036854775807 ( $-2^{63}$  to  $2^{63-1}$ )

- **unsigned long / unsigned long int / unsigned long long / unsigned long long int** (8-byte unsigned integer)




**SYNOPSIS****EXPRESSIBLE VALUE**

0 to 18446744073709551615 (0 to  $2^{64}-1$ )

**9.3.3.2 Floating-Point Types**

- **\_\_float16** (half-precision floating-point)

**SYNOPSIS**

S: Sign bit of mantissa (0:positive 1:negative)

E: Exponent ( $0 \leq E \leq 31$ )

M: Mantissa ( $0 \leq M < 1$ )

**EXPRESSIBLE VALUE**

$(-1)^S * 2^{E-15} * (1.M)$

Decimal value of 7 digits, with an absolute value of 0 or in the range of  $10^{-5}$  to  $10^4$ .

**SPECIAL VALUE**

NaN            E == 31 and M != 0

Infinity        E == 31 and M == 0

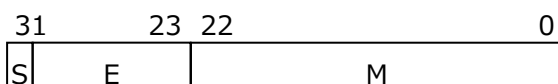
Signed Zero    E == 0

**Remarks:**

The compiler does not support the denormalized value (E == 0 and M != 0).

The denormalized value is handled as zero at program execution.

- **float** (single-precision floating-point)

**SYNOPSIS**

S: Sign bit of mantissa (0:positive 1:negative)

E: Exponent ( $0 \leq E \leq 255$ )

M: Mantissa ( $0 \leq M < 1$ )

**EXPRESSIBLE VALUE**

$$(-1)^S * 2^{E-127} * (1.M)$$

Decimal value of 7 digits, with an absolute value of 0 or in the range of  $10^{-38}$  to  $10^{37}$ .

**SPECIAL VALUE**

NaN            E == 255 and M != 0

Infinity        E == 255 and M == 0

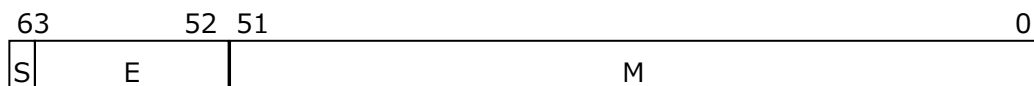
Signed Zero    E == 0

**Remarks:**

The compiler does not support the denormalized value (E == 0 and M != 0).

The denormalized value is handled as zero at program execution.

- **double** (double-precision floating-point)

**SYNOPSIS**

S: Sign bit of mantissa (0:positive 1:negative)

E: Exponent ( $0 \leq E \leq 2047$ )

M: Mantissa ( $0 \leq M < 1$ )

**EXPRESSIBLE VALUE**

$$(-1)^S * 2^{E-1023} * (1.M)$$

Decimal value of 16 digits, with an absolute value of 0 or in the range of  $10^{-308}$  to  $10^{308}$ .

**SPECIAL VALUE**

NaN        E == 2047 and M != 0

Infinity     E == 2047 and M == 0

Signed Zero    E == 0


**Remarks:**

The compiler does not support the denormalized value (E == 0 and M != 0).

The denormalized value is handled as zero at program execution.

- **long double** (quadruple-precision floating-point)

**SYNOPSIS**



S: Sign bit of mantissa (0:positive 1:negative)

E: Exponent for leading digits

M: Mantissa for leading digits

### EXPRESSIBLE VALUE

$$(-1)^S * 2^{E-16383} * 1.M$$

Decimal value of 34 digits, with an absolute value of 0 or in the range of  $10^{-4932}$  to  $10^{4932}$ .

### SPECIAL VALUE

NaN      E == 32767 and M != 0

Infinity      E == 32767 and M == 0

Signed Zero      E == 0

#### Remarks:

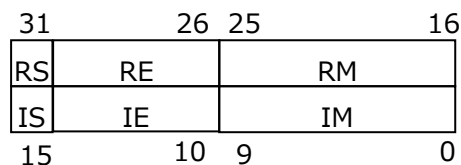
The compiler does not support the denormalized value (E == 0 and M == 0).

The denormalized value is handled as zero at program execution.

### 9.3.3.3 Complex Types

- `__float16 _Complex` (half-precision complex)

#### SYNOPSIS



RS, IS: Sign bit of mantissa (0:positive 1:negative)

RE, IE: Exponent ( $0 \leq RE \leq 31$ ,  $0 \leq IE \leq 31$ )

RM, IM: Mantissa ( $0 \leq M < 1$ )

### EXPRESSIBLE VALUE

$$(-1)^{RS} * 2^{RE-15} * (1.RM)$$

$$(-1)^{IS} * 2^{IE-15} * (1.IM)$$

Decimal value of 3 digits, with an absolute value of 0 or in the range of  $10^{-5}$  to

$10^4$ .

### SPECIAL VALUE

NaN RE == 31 and RM != 0 and IE == 31 and IM != 0  
 Infinity RE == 31 and RM == 0 and IE == 31 and IM == 0  
 Signed Zero RE == 0 and IE == 0

#### Remarks:

The compiler does not support the denormalized value (RE == 0 and RM != 0, or IE == 0 and IM == 0) in the real part or the imaginary part of the complex value. The denormalized value is handled as zero at program execution.

- **float \_Complex** (single-precision complex)

### SYNOPSIS

63	55 54	32
RS	RE	RM
IS	IE	IM
31	23 22	0

RS, IS: Sign bit of mantissa (0:positive 1:negative)

RE, IE: Exponent ( $0 \leq RE \leq 255$ ,  $0 \leq IE \leq 255$ )

RM, IM: Mantissa ( $0 \leq M < 1$ )

### EXPRESSIBLE VALUE

$$(-1)^{RS} * 2^{RE-127} * (1.RM)$$

$$(-1)^{IS} * 2^{IE-127} * (1.IM)$$

Decimal value of 7 digits, with an absolute value of 0 or in the range of  $10^{-38}$  to  $10^{37}$ .


### SPECIAL VALUE

NaN RE == 255 and RM != 0 and IE == 255 and IM != 0  
 Infinity RE == 255 and RM == 0 and IE == 255 and IM == 0  
 Signed Zero RE == 0 and IE == 0

#### Remarks:

The compiler does not support the denormalized value (RE == 0 and RM != 0, or IE == 0 and IM == 0) in the real part or the imaginary part of the complex value. The denormalized value is handled as zero at program execution.

- **double \_Complex** (double-precision complex)

**SYNOPSIS**

RS, IS: Sign bit of mantissa (0:positive 1:negative)

RE, IE: Exponent ( $0 \leq RE \leq 2047$ ,  $0 \leq IE \leq 2047$ )

RM, IM: Mantissa

**EXPRESSIBLE VALUE**

$$(-1)^{RS} * 2^{RE-1023} * (1.RM)$$

$$(-1)^{IS} * 2^{IE-1023} * (1.IM)$$

Decimal value of 16 digits, with an absolute value of 0 or in the range of  $10^{-308}$  to  $10^{308}$ .

**SPECIAL VALUE**

NaN RE == 2047 and RM != 0 and IE == 2047 and IM != 0

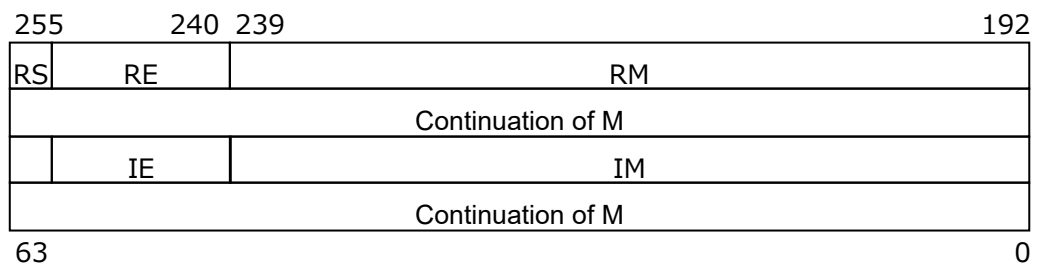
Infinity RE == 2047 and RM == 0 and IE == 2047 and IM == 0

Signed Zero RE == 0 and IE == 0

**Remarks:**

The compiler does not support the denormalized value (RE == 0 and RM != 0, or IE == 0 and IM == 0) in the real part or the imaginary part of the complex value. The denormalized value is handled as zero at program execution.

- **long double \_Complex** (quadruple-precision complex)

**SYNOPSIS**

RS, IS: Sign bit of mantissa (0:positive 1:negative)

RE, IE: Exponent ( $0 \leq RE \leq 32767$ ,  $0 \leq IE \leq 32767$ )

RM, IM: Mantissa

**EXPRESSIBLE VALUE**

$$(-1)^{RS} * 2^{RE-16383} * 1.RM$$

$$(-1)^{IS} * 2^{IE-16383} * 1.IM$$

Decimal value of 34 digits, with an absolute value of 0 or in the range of  $10^{-4932}$  to  $10^{4932}$ .

### SPECIAL VALUE

NaN RE == 32767 and RM != 0 or IE == 32767 and IM != 0

Infinity RE == 32767 and RM == 0 or IE == 32767 and IM == 0

Signed Zero RE == 0 and IE == 0

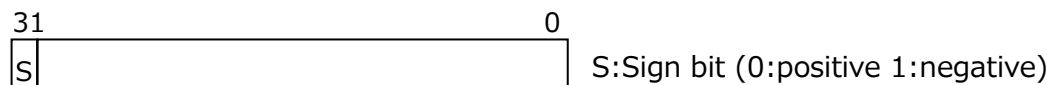
#### Remarks:

The compiler does not support the denormalized value ((RE == 0 and RM != 0) or (IE == 0 and IM != 0)) in the real part or the imaginary part of the complex value. The denormalized value is handled as zero at program execution.

### 9.3.3.4 Enumeration Type

- 4-byte

#### SYNOPSIS




#### EXPRESSIBLE VALUE

-2147483648 to 2147783647 ( $-2^{31}$  to  $2^{31-1}$ )

- 8-byte

#### SYNOPSIS



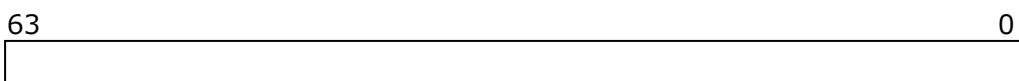
S:Sign bit (0:positive 1:negative)

#### EXPRESSIBLE VALUE

-9223372036854775808 to 9223372036854775807 ( $-2^{63}$  to  $2^{63-1}$ )


### 9.3.3.5 Pointer Type

#### SYNOPSIS



### 9.3.3.6 Bit Fields

#### SYNOPSIS



#### DESCRIPTION

- When the field is signed, the leftmost bit is a sign bit.
- The allocation of a field is left-oriented and tries not to go beyond the boundary of the field type. If among the allocation of several neighboring fields there is a field that exceeds its field type boundary, the allocation of that field begins from the start of the next address that has the boundary of that type.

### 9.3.4 Predefined Macro

All predefined macros can be shown by specifying **-dM -E**.

#### Example:

```
$ ncc -dM -E a.c | sort
```

The main predefined macros are as follows.

**\_\_LP64, \_\_LP64\_\_**

Always defined as 1.

**unix, \_\_unix, \_\_unix\_\_**

Always defined as 1.

**linux, \_\_linux, \_\_linux\_\_**

Always defined as 1.

**\_\_ve, \_\_ve\_\_**

Always defined as 1.

**\_\_VE\_ARCH\_1\_\_**

Always defined as 1.

**\_\_VE\_ARCH\_3\_\_**

Defined as 1 when **-march=ve3** is enabled; Otherwise not defined.

**\_\_ELF\_\_**

Always defined as 1.

**\_\_FP16\_FORMAT\_\_**

Sets the format of half-precision floating-point.

Defined as 1 when **-march=ve3** and **-mfp16-format=ieee** are enabled;

Defined as 2 when **-march=ve3** and **-mfp16-format=bfloat** are enabled;  
Otherwise not defined.

**\_\_FP16\_IEEE**

Always defined as 1.

**\_\_FP16\_BFLOAT**

Always defined as 2.

**\_\_STDC\_\_**

Always defined as 1.

**\_\_STDC\_HOSTED\_\_**

Always defined as 1.

**\_\_STDC\_NO\_ATOMICS\_\_**

Always not defined.

**\_\_NEC\_\_**

Always defined as 1.

**\_\_FAST\_MATH\_\_**

Defined as 1 when **-ffast-math** is enabled; Otherwise not defined.

**\_FTRACE**

Defined as 1 when **-ftrace** is enabled; Otherwise not defined.

**\_\_NEC\_VERSION\_\_**

Defined as the value obtained by calculation using the following formula when  
compiler version is X.Y.Z.

$$X*10000 + Y*100 + Z$$

**\_\_OPTIMIZE\_\_**

Sets the optimization level *n* of **-On** which is effective at the compilation.

**\_\_VECTOR\_\_**

Defined as 1 when automatic vectorization is enabled; Otherwise not defined.

**\_\_VERSION\_\_**

Always defined as a string constant which describes the version of the compiler  
in use.



## 9.4 C++ Standard Library

### 9.4.1 Overview

NEC C/C++ Compiler has two C++ standard libraries. One is “libc++ C++ standard library” and another is “NEC Compat C++ Standard Library”.

#### libc++

This C++ standard library is based on “libc++” C++ Standard Library 14.0.0. It is customized for VE. Please refer to the following URL for the detail.

[Libc++ 14.0.0 \(In-Progress\) Release Notes — libc++ documentation \(Illum.org\)](#)

#### NEC Compat C++ Standard Library

This C++ standard library has been released since the first release of NEC C/C++ compiler for VE.

Specify **-stdlib** compiler option to choose the library at both compilation and linking as follows.

\$ nc++ -stdlib=libc++ a.cpp	(Choose libc++)
\$ nc++ -stdlib=compat a.cpp	(Choose NEC Compat C++ Standard Library)

### 9.4.2 Remarks

#### (1) Remarks for libc++

- Please refer to the above Release Notes for the detail of language specification.
- The PSTL (Parallel Standard Template Library) is configured with “PSTL\_PARALLEL\_BACKEND=serial”.
- MPI C++ Bindings cannot be used when **-stdlib=libc++** is enabled. MPI C++ Bindings were removed in MPI-3.0.
- **-shared-mpi** and **-shared** cannot be specified in **mpinc++** command line before NEC MPI Version 2.23.0/Version 3.2.0. Then, specify “mpincc -compiler nc++” instead of the command name string “mpinc++”. Add **-Wl,--export-dynamic** if necessary.
- VEDA (VE Driver API) cannot be used when **-stdlib=libc++** is enabled.

#### (2) Remarks for NEC Compat C++ Standard Library

- When the following C++ headers of the C++ standard library are used, specify

**-pthread.**

<atomic>, <condition\_variable>, <mutex>, <thread>

- The following features which have been added and/or extended by C++17 standard are not available.

Class template `scoped_lock`

Class template specialization `owner_less<void>`

Template member function `merge()` of associative containers defined in the headers <map>, <set>, <unordered\_map>, and <unordered\_set>.

Array support to class template `shared_ptr`.

**(3) Remarks for both libraries**

- The default C++ standard library can be set by a configuration file.

Set to `libc++`:

```
$ cat /opt/nec/ve/ncc/<version>/etc/default.conf
stdlib: libc++
$ nc++ a.cpp (libc++ is chosen)
$ nc++ -stdlib=compat a.cpp (NEC Compat C++ Standard Library is chosen)
```

Set to NEC Compat C++ Standard Library:

```
$ cat /opt/nec/ve/ncc/<version>/etc/default.conf
stdlib: compat
$ nc++ a.cpp (NEC Compat C++ Standard Library is chosen)
$ nc++ -stdlib=libc++ a.cpp (libc++ is chosen)
```

- Do not link the object files generated by **-stdlib=libc++**, and generated by **-stdlib=compat** or before version 4.0.0. Then the behavior of the executable is undefined.
- The optimization status, compilation time, and execution time of a program are different between **-stdlib=libc++** and **-stdlib=compat**.
- "libc++" C++ standard library in NEC C/C++ compiler will be updated and enhanced as LLVM Project progresses, and NEC Compat C++ Standard Library will no longer be enhanced. Please consider migrating to and using `libc++`.

## 9.5 Vector Type Extension

Vector type extension of NEC C/C++ compiler is described in this section.

### 9.5.1 Overview

A vector type, like to GCC and clang is available in NEC C/C++ compiler.

```
// Define a vector type whose element type is double and length is 256
typedef double vf256 __attribute__((vector_size(sizeof(double)*256)));
vf256 a; // Declare a vector type variable
vf256 func(vf256 b, vf256 c) // Declare a vector type function
{
    return a + b * c; // Multiply and add of vector types
}
```

### 9.5.2 Type-definition of Vector Type

Vector type can be defined by two kind of attribute specifiers.

#### (1) vector\_size

Form:

```
typedef element-type type-name __attribute__((vector_size(size)));
```

Description:

*element-type*:

Type of vector element.

*type-name*:

Name of vector type.

*size*:

Size of vector-type. Unit is byte. It is equal to “size-of-element-type\*number-of-elements”. It must be a power of 2. The maximum size is 2048 when the size of element type is 8 bytes. It is 1024 when the size is 4 bytes.

#### (2) ext\_vector\_type

Form:

```
typedef element-type type-name __attribute__((ext_vector_type(num)));
```

Description:

*element-type*:

Type of vector element.

*type-name:*

Name of vector type.

*num:*

Number of vector elements. The number that is not a power of 2 is acceptable. The size of vector type is equal to “size-of-element-type\*number-of-elements”.

### (3) Remarks

- The following types can be specified as an element-type.  
**int, long, long long**, and their **unsigned** types  
**float** and **double**
- The alignment value of a vector type is a minimum value that is a power of 2 and equal to or greater than its size.
- V.xyzw is not supported.

## 9.5.3 Constants

A vector type constant is composed of element values enclosed in curly braces.

```
typedef double vf4 __attribute__((vector_size(sizeof(double)*4)));
vf4 a = { 1.0, 2.0, 3.0, 4.0 }; // The right-hand expression is a constant.
vf4 b = { 2.0, 3.0 }; // The 3rd and 4th elements are undefined.
```

## 9.5.4 Operators

The following table shows the operators that can accept vector-type objects.

Operators	Description
<b>[<i>n</i>]</b>	Refer the <i>n</i> -th element.
<b>+, -, ~</b>	Unary arithmetic operators.
<b>+, -, *, /, %</b>	Additive and multiplicative operators.
<b>&amp;,  , ^</b>	Bitwise AND, OR, exclusive OR operators.
<b>&gt;&gt;, &lt;&lt;</b>	Bitwise shift operators.
<b>!, &amp;&amp;,   </b>	Logical NOT, AND, OR operators.
<b>==, !=, &gt;, &lt;, &gt;=, &lt;=</b>	Equality and relational operators.
<b>=</b>	Assignment operator.
<b>? :</b>	Conditional operator.

Operators	Description
<code>sizeof</code>	sizeof operator.
<code>&amp;v[i]</code>	Get address of a vector element.

### 9.5.5 Builtin Functions

(1) Type conversion

- `__builtin_shufflevector`
- `__builtin_convertvector`

(2) Vector builtin functions

An intrinsic function which are replaced by a vector instruction of VE. Their operands are vector-type etc. Please refer to a header file “\_vector.h” for the detail.

(3) Vector version of mathematical functions

Mathematical functions (sin, cos, pow etc.) using vector instructions. Please refer to a header file “\_vector.h” for the detail.

### 9.5.6 Vector Mask Type

NEC C/C++ Compiler has NEC specific vector mask type `__vm` which can be specified as an argument of vector builtin functions and vector versions of mathematical functions. The size of vector mask type is 32 bytes (= 256 bits) and each bit is corresponding to each vector element of a vector type. The first bit of a vector mask type is for the first element of a vector type. The alignment of a vector mask type is 32 bytes. The vector elements whose vector mask bit is 1 are updated by vector instructions.

### 9.5.7 Remarks

- A true value of vector logical operation is all 1.
- A type conversion from a vector type to a vector type whose size is different is not permitted.
- A type conversion from a vector type to a vector type whose size is same but element type is different works as if memory copy of the types.

### 9.5.8 Example

This section describes programming examples using vector types.

Since it is not easy to write constants for vector types, they are generally initialized using unions.

```
#include <iostream>

// Vector type definition by using alias template.
template <typename T, int N>
using vector_type = T __attribute__((ext_vector_type(N)));

// Declare a union to manipulate vector elements.
template <typename T, int N>
union Vec {
    vector_type<T, N>    v;
    T                    e[N];
};

// Declare a union for vector mask type.
typedef union {
    __vm                v;
    unsigned int        m[8];
} vmask;

template <typename T, int N>
T vector_sum(Vec<T, N> &a, Vec<T, N> &b, vmask &vm)
{
    vector_type<T, N>    c;

    c = a.v * b.v;
    __builtin_ve_vfsum(c, c, vm.v); // Vector builtin function for summation.

    return c[0];                // Result is set in the first element.
}

int main()
{
    double    sum;
    vmask    vm;

    Vec<double, 64> a, b;

    // Set initial values in vector type.
    for (int i = 0; i < 64; i++) {
```

```

    a.e[i] = i;
    b.e[i] = 64 - i;
}

// Set vector mask value.
for (int i = 0; i < 8; i++) {
    vm.m[i] = 0xAAAAAAAAU;    // 0b1010101010101010...
}

sum = vector_sum<double, 64>(a, b, vm);
std::cout << sum << " (Result must be 21824)" << std::endl;
}

```

## 9.6 Inline Assembly Language

### 9.6.1 Basic Asm Statement

#### Format:

**asm** [ **volatile** ] ( Assembler-instructions )

#### Descriptions:

Basic **asm** statement has no operands.

An optional qualifier **volatile** has no effect as all the basic **asm** statements are implicitly **volatile**.

### 9.6.2 Extended Asm Statement

#### Format:

**asm** [ **volatile** ] ( *Assembler-Template*  
                           : Output-Operands  
                           [ : Input-Operands  
                           [ : *Clobbers* ] ] )

Assembler-Template is:

String-text of assembler instructions

Output-Operands are:

[ [Symbolic-Name] ] Constraint (C-variablename) , [ Output-Operand ] ...

Input-Operands are:

[ [Symbolic-Name] ] Constraint (C-expression) , [ Input-Operand ] ...

Clobbers are:

Register-name or "memory" , [ *Clobber* ] ...

#### Descriptions:

Extend **asm** statement can have operands. C variables can be read and written in an extended **asm** statement as its operand.

An optional qualifier `volatile` can be used to disable an optimization which may produce side effects while executing the **asm** statement.

*Assembler-Template* is a string text of assembler instructions. The compiler replaces the tokens referring to input/output operands in the *Assembler-Template* and outputs the resulting string text to the assembly codes. The Nth operand specified in the Output-Operands and the Input-Operands can be referenced with %N. %% in *Assembler-Template* is replaced with a single %.

*Output-Operands* are written as a comma-separated list of an output operand. An output operand has constraints and a C variable name that is modified by the assembler instructions in the *Assembler-Template*. An empty list is permitted.

*Input-Operands* are written as a comma-separated list of an input operand. An input operand has constraints and a C variable name or expressions referenced by the assembler instructions in the *Assembler-Template*. An empty list is permitted.

*Clobbers* are written as a comma-separated list of registers destroyed in assembler instructions in the *Assembler-Template*. "memory" is also available as a special clobber argument. A "memory" clobber informs the compiler that the assembly code generated from this **asm** statement may implicitly do memory reads/writes to items other than the operands listed in Output-Operands and Input-Operands. An empty list is permitted.

### Available Constraints

Constraint	Functional specification
m	A memory operand is allowed in the form of AS or ASX.
r	Scalar register operand is allowed.
i	An integer immediate operand is allowed. This includes symbolic constants that you do not know unless values are assembled.
0, 1, 2, ...9	To specify in order to allocate same register to both input operand and output operand. (Even if limited C Expression is same, the compiler does not ensure to allocate same register.) This constraint is called a matching constraint.
[Symbolic-Name]	This is a symbolic matching constraint. You can refer to %[Symbolic-Name] in the <i>Assembler-Template</i> .
f	Temporary scalar register operand can be allowed. This should be specified in order to store single precision floating point data in the register allocated for the operand.



### Constraint priority

When you list more than one constraint (for example, "=rm0") in the constraints, the compiler selects a constraint in the order of descending priorities. The priorities are as follows.

i > r > m > matching constraint

When all of constraints in the constraints are ignored because “#” or “\*” of constraint modifier characters has been specified, the compiler assumes that the r constraint is specified. There are some cautions. Please refer to notes.

### Constraint Modifier Characters

Modifier Character	Functional specification
=	Means that this operand is write-only for this instruction.
+	Means that this operand is both read and written by the instruction.
&	Allocates different registers to input operand and output operand.
%	Specifies that this operand and the next operand are interchangeable. With this specification, the compiler can exchange two operands if it is the least expensive method to satisfy all the constraints.
#	Ignores all constraints up to the next comma.
*	Ignores the next character.

### Example

```
#define FIVE 5
int main(void)
{
    int in=10, out;
    asm ("ldl.sx %%s50, %1¥n¥t"
        "adds.w.zx %0, %2, %%s50¥n¥t"
        : "=r"(out)          /* Constraint "r" */
        : "m"(in), "i"(FIVE) /* Constraint "m", "i" */
        : "%s50"
    );
    printf("out=%d¥n", out);
}
```

### 9.6.3 Specifying name in assembler codes

#### Format:

Declarator asm (Name)

**Descriptions:**

You can specify the name of the function or variable in the assembler code. Declarator is a declarator conforming to the C language syntax. Name is a character string of the function name or variable name in assembler codes.

**9.6.4 Notes**

- Alternate keywords `__asm`, `__asm__`, `__volatile`, and `__volatile__` are acceptable.
- The only Extended **asm** syntax specified to scalar register, vector register, vector mask register, vector index register in an Assembler-Template is to specify clobbered register.
- Immediate value in the form of M must be directly specified in an Assembler-Template. The operand of Extended **asm** syntax cannot be specified.
- `disp` specified as AS operand of `br[cf].*.[bp]` ("`*`" is one of "l", "w", "d" or "s") instruction must be specified with constraint character "i".
- The HM operand of `lhm.*` and `shm.*` ("`*`" is "b", "h", "w" or "l") instructions must be specified with constraint character either "r" or "i".
- When immediate value outside the range of -2147483648 to 2147483647 is specified as input/output operand in C-expression, the operand must be specified with constraint character either "r" or "m".
- Instruction to jump outside **asm** statement is not allowed.
- When the "number" of `%number` in an assembler template is not smaller than or equal to the total number of input "+" output operands, `%number` is not replaced and is output to the assembler file.
- When quadruple precision floating-point arithmetic instructions such as `FAQ`, `FSQ`, `FMQ` and `FCQ` instructions are used in an Assembler-Template, the extended **asm** syntax cannot be used.
- Only automatic variable, register variable or immediate value can be specified as input/output operand in C-expression.

## 9.7 Remarks

### 9.7.1 Remarks for C language

- `_Atomic` qualifier is not supported.
- `CX_LIMITED_RANGE` pragma is ignored.
- `FENV_ACCESS` and `FP_CONTRACT` are ignored.
- When the following C headers of the C standard library are used, specify -  
**pthread**.  
`<stdatomic.h>`, `<threads.h>`
- The following GCC extensions are unavailable.
  - The forward declaration of function parameters (so they can participate in variable-length array parameters).
  - GNU-style complex integral types
  - Nested functions
  - Local structure with a variable-length array field. Such a field is treated (with a warning) as a zero-length array in GNU C mode, which is a useful approximation in some circumstances, but not generally equivalent to the GNU feature.
  - Label as value

### 9.7.2 Remarks for C++ language

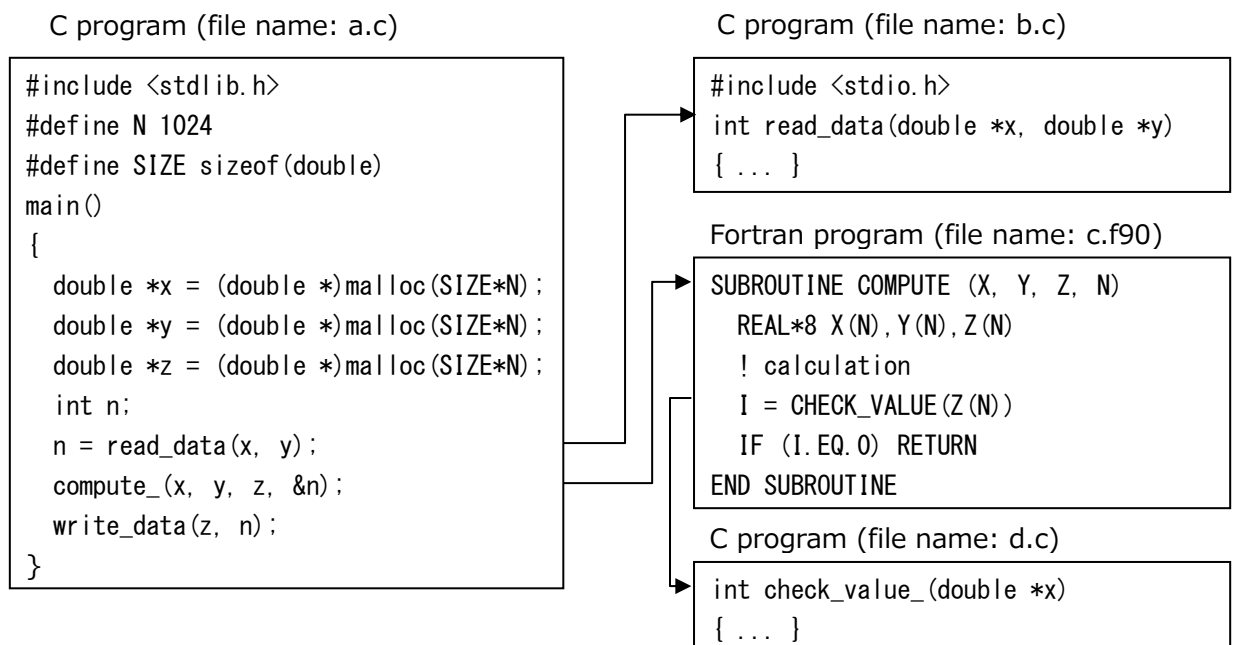
- Sized deallocation is unavailable.
- Refer to section 9.4.2 for remarks of C++ standard library.

## Chapter10 Language-Mixed Programming

Making an executable file by linking object files from different languages is called mixed language programming. This chapter describes mixed language programming techniques using C/C++ and Fortran programs.

### 10.1 Point of Mixed Language Programming

The following example shows how mixed language programming is used to make an executable file by linking a C program and a Fortran program.



In this example, a Fortran program is called from a C program, and a C program is called from a Fortran program. When these programs are called, the function name and procedure name coded in the program are converted into an external symbol name, and the data is shared between C and Fortran by passing arguments or return values.

The features of mixed language programming are as follows.

- C/C++ function name and Fortran procedure name correspond.
- C/C++ and Fortran data types correspond.
- Return values are passed from C/C++ to Fortran.
- Values are passed from C/C++ to Fortran by arguments.

- Executable files are created by compiling and linking.

## 10.2 Correspondence of C/C++ Function Name and Fortran

### Procedure Name

The C++ function names and Fortran procedure names in the source files are converted into external symbol names and placed in object files. Therefore, when these functions and procedures are called, they must be called by their converted external symbol names.

#### 10.2.1 External Symbol Name of Fortran Procedure

(1) When binding labels for procedures are used:

A procedure name in a Fortran source file is converted to an external symbol name of the string same as a binding label. In other words, when a Fortran procedure has a **NAME** specifier, the procedure name is converted to the name specified to the **NAME** specifier; otherwise the procedure name is converted to lowercase.

#### Example:

```
SUBROUTINE SUB1 (X) BIND (C, NAME="Fortran_Sub1")
...
END SUBROUTINE
SUBROUTINE SUB2 (Y) BIND (C)
...
END SUBROUTINE
```

In this example, the following procedure names are converted to external symbol names.

Procedure Name	External Symbol Name
SUB1	-> Fortran_Sub1
SUB2	-> sub2

(2) When binding labels for procedures are not used:

A procedure name in a Fortran source file is converted to an external symbol name according to the following rules.

- Procedure names are converted to lowercase.
- An underscore (\_) is appended to a procedure name.

**Example:**

```

SUBROUTINE COMPUTE (X, Y, Z, N)
REAL*8 X(N), Y(N), Z(N)
! calculation
I = CHECK_VALUE(Z(N))
IF (I.EQ.0) RETURN
END SUBROUTINE

```

In this example, the following procedure names are converted to external symbol names.

Procedure Name	External Symbol Name
COMPUTE	-> compute_
CHECK_VALUE	-> check_value_

**10.2.2 External Symbol Name of C++ Function**

The C++ compiler appends a string showing the return value and argument type to a function name in a C++ source file. This operation is called mangling a function name. By using this operation, the C++ compiler can declare functions with the same name but whose argument types differ.

**Example:**

Function Name in A Source File	Mangled Name
void func(double *x)	-> _Z4funcPd
void func(float *x)	-> _Z4funcPf

**Note** Converting a mangled name to a name in a C++ source file is called demangling.

A C++ function called from a C function or a Fortran procedure should be declared by C linkage so that the function name is not mangled, and the C++ function can be called by the function name itself coded in the source file. In the same way, a prototype declaration of a C function or a Fortran procedure called from a C++ function should also be declared by C linkage.

**Example:**

```

extern "C" {
    void func(double *x);
    void func(float *x);
};

```

The linkage specification is available in C++ language only. When using a prototype declaration in C language, the linkage specification should be coded using conditional coding.

**Example:**

```

#ifdef __cplusplus           // __cplusplus is automatically defined
                           // by the C++ compiler.
extern "C" {
#endif
    void func(double *x);
    void func1(float *x);
#ifdef __cplusplus
};
#endif

```

### 10.2.3 Rules for Corresponding C/C++ Functions with Fortran Procedures

- When a Fortran procedure is called from a C function, the Fortran procedure should be called using an external symbol name of the Fortran procedure.
- A name of a C function called from a Fortran procedure should be defined by an external symbol name of the Fortran procedure.
- A C++ function called from a C function or a Fortran procedure should be declared using C linkage.
- A prototype declaration of a C function or Fortran procedure called from a C++ function should be declared using C linkage.

### 10.2.4 Examples of Calling

**Example:** Calling Fortran procedure that has the **BIND** attribute from C function.

Caller (C function)

```

extern void sub1 ();
void cfunc () {
    ...
    sub1 ();
    ...
}

```

Callee (Fortran procedure)

```

SUBROUTINE SUB1 () BIND(C)
...

```

```
END SUBROUTINE SUB1
```

The Fortran procedure is declared as a prototype and called using a name that is coded in lowercase.

**Example:** Calling Fortran procedure that does not have the **BIND** attribute from C function.

Caller (C function)

```
extern int sub_();
void cfunc() {
    ...
    sub_();
    ...
}
```

Callee (Fortran procedure)

```
SUBROUTINE SUB
...
END SUBROUTINE SUB
```

The Fortran procedure is declared as a prototype and called using a name that is appended with an underscore (\_) and coded in lowercase.

**Example:** Calling C function from Fortran procedure that has the **BIND** attribute.

Caller (Fortran procedure)

```
SUBROUTINE SUB
  USE, INTRINSIC :: ISO_C_BINDING
  INTERFACE
    SUBROUTINE CFUNC() BIND(C)
    END SUBROUTINE CFUNC
  END INTERFACE
  ...
  CALL CFUNC
  ...
END SUBROUTINE SUB
```

Callee (C function)

```
void cfunc() {
    ...
}
```

The C function is declared and defined using a name that is coded in lowercase,



and the Fortran procedure interface is defined and called using a name that is coded in uppercase.

**Example:** Calling C function from Fortran procedure that does not have the **BIND** attribute.

Caller (Fortran procedure)

```
SUBROUTINE SUB
...
CALL CFUNC
...
END SUBROUTINE SUB
```

Callee (C function)

```
int cfunc_() {
...
}
```

The C function is declared and defined using a name that is appended with an underscore (\_) and coded in lowercase.

**Example:** Calling Fortran procedure from C++ function.

Caller (C++ function)

```
extern "C" {
    int sub_(void);
};
void cfunc() {
...
    sub_();
...
}
```

Callee (Fortran procedure)

```
SUBROUTINE SUB
...
END SUBROUTINE SUB
```

The Fortran procedure is declared as a prototype via C linkage and called using a name that is appended with an underscore (\_) and coded in lowercase.

**Example:** Calling C++ function from Fortran procedure.

Caller (Fortran procedure)

```

SUBROUTINE SUB
...
CALL CFUNC
...
END SUBROUTINE SUB

```

Callee (C++ function)

```

extern "C" {
    int cfunc_(void);
};
int cfunc_(void) {
    ...
}

```

The C++ function is declared and defined via C linkage using a name that is appended with an underscore (\_) and coded in lowercase.

## 10.3 Data Types

The correspondence between Fortran data types and C/C++ data types is shown below.

### 10.3.1 Integer and Logical Types for Fortran

Data Type	Fortran	C/C++
Integer	<b>INTEGER</b>	<b>int (*)</b>
	<b>INTEGER(KIND=1)</b>	<b>signed char</b>
	<b>INTEGER*1</b>	
	<b>INTEGER(KIND=2)</b>	<b>short</b>
	<b>INTEGER*2</b>	
	<b>INTEGER(KIND=4)</b>	<b>int</b>
	<b>INTEGER*4</b>	
	<b>INTEGER(KIND=8)</b>	<b>long, long int, long long or long long int</b>
Logical	<b>LOGICAL</b>	<b>int (*)</b>
	<b>LOGICAL(KIND=1)</b>	<b>signed char</b>
	<b>LOGICAL(KIND=2)</b>	<b>short</b>
	<b>LOGICAL(KIND=4)</b>	<b>int</b>
	<b>LOGICAL(KIND=8)</b>	<b>long, long int, long long or long long int</b>

(\*) When **-fdefault-integer=8** is enabled: **long long int, long int, long long** or

long long int.

### 10.3.2 Floating-point and Complex Types for Fortran

Data Type	Fortran	C/C++
Floating-point	<b>REAL</b>	<b>float</b> (*1)
	<b>REAL(KIND=4)</b>	<b>float</b>
	<b>REAL*4</b>	
	<b>DOUBLE PRECISION</b>	<b>double</b> (*2)
	<b>REAL(KIND=8)</b>	<b>double</b>
	<b>REAL*8</b>	
	<b>QUADRUPLE PRECISION</b>	<b>long double</b>
Complex	<b>REAL(KIND=16)</b>	
	<b>REAL*16</b>	
	<b>COMPLEX</b>	<b>float __complex__</b> (*3)
	<b>COMPLEX(KIND=4)</b>	<b>float __complex__</b>
	<b>COMPLEX*8</b>	
	<b>COMPLEX(KIND=8)</b>	<b>double __complex__</b>
	<b>COMPLEX*16</b>	
	<b>COMPLEX(KIND=16)</b>	<b>long double __complex__</b>
	<b>COMPLEX*32</b>	

(\*1) When **-fdefault-real=8** is enabled: **double**

(\*2) When **-fdefault-double=16** is enabled: **long double**

(\*3) When **-fdefault-real=8** is enabled: **double \_\_complex\_\_**

### 10.3.3 Character Type for Fortran

Data Type	Fortran	C/C++
Character	<b>CHARACTER(LEN=n) ch</b>	<b>char ch[n];</b>

### 10.3.4 Derived Type for Fortran

(1) Description

A Fortran derived type that defined with the **BIND** attribute can associate with a C struct type.

**Example:**

**Fortran program:**

```
USE, INTRINSIC :: ISO_C_BINDING
TYPE, BIND(C) :: STR_TYPE ! Define a derived type with the BIND attribute
    REAL(C_DOUBLE) :: S1, S2
END TYPE STR_TYPE
```

```

INTERFACE
  SUBROUTINE FUNC(X) BIND(C)
    USE, INTRINSIC :: ISO_C_BINDING
    TYPE(C_PTR) :: X
  END SUBROUTINE FUNC
END INTERFACE

TYPE(C_PTR) :: P
TYPE(STR_TYPE), TARGET :: F_STR

P=C_LOC(F_STR)          ! Get the C address of F_STR
CALL FUNC(P)            ! Call C function, and
! pass the C address of F_STR
...

```

**C program:**

```

struct str_type {          // Definition of structure
// associated with STR_TYPE
  double s1, s2;
} *c_str;

void func(struct str_type **x) {
  c_str = *x;              // c_str points to F_STR
  ...
}

```

**(2) Remarks**

- The names of the corresponding components of the Fortran derived type and the C struct type need not be the same.
- A C struct type that contains a bit field or that contains a flexible array member cannot associate.
- A C struct type that contains a quadruple-precision real type or that contains a complex type cannot associate.

**10.3.5 Pointer**

A C pointer is associated with a Fortran data by using the derived type **C\_PTR**.

**(1) How to associate C pointer and Fortran data**

When a C pointer is referred in a Fortran program, a derived type **C\_PTR** is used.

**Example:****Fortran program:**

```

USE, INTRINSIC :: ISO_C_BINDING
INTERFACE
  SUBROUTINE FUNC(X) BIND(C)
    USE, INTRINSIC :: ISO_C_BINDING
    TYPE(C_PTR) :: X
  END SUBROUTINE FUNC
END INTERFACE

TYPE(C_PTR) :: P
...
CALL FUNC(P)          ! Call C function
...

```

**C program:**

```

int *a;

void func(int **p) {
    *p = a;          // P in Fortran program points to a
}

```

## (2) How to get C address

A C address of a Fortran allocated allocatable variable can be got by using the function **C\_LOC** which returns a value of the **C\_PTR** type.

**Example:****Fortran program:**

```

USE, INTRINSIC :: ISO_C_BINDING
INTEGER(C_INT), TARGET :: N
TYPE(C_PTR) :: N_ADDR
N_ADDR = C_LOC(N)      ! C_LOC(N) returns C address of "N"

```

## (3) How to compare C addresses

The Fortran intrinsic procedure **C\_ASSOCIATED** can compare C addresses. When its first argument and its second argument point the same area, **C\_ASSOCIATED** returns **".TRUE."**; otherwise returns **".FALSE."**. When its second argument is omitted, **C\_ASSOCIATED** returns **".FALSE."** if its first argument is a C null pointer and returns **".TRUE."** otherwise.

**Example:****Fortran program:**

```

MODULE MOD
USE, INTRINSIC :: ISO_C_BINDING
...
INTEGER(C_INT), BIND(C) :: X, Y
TYPE(C_PTR) :: P1, P2
...
END MODULE
PROGRAM MAIN
USE MOD
...
CALL FUNC(P1, P2)                ! Call C function
IF ( C_ASSOCIATED(P1, P2) ) THEN ! Compare the memory areas of
...                               ! P1 and P2
END IF
...
END

```

**C program:**

```

int x, y;
void func_(int **px, int **py) {
    *px = &x;           // When func() is called in Fortran program,
    *py = &y;           // P1 points x, and P2 points y
}

```

## (4) How to associate C pointer and Fortran data pointer

A C pointer is associated with a Fortran data pointer by using the Fortran intrinsic procedure **C\_F\_POINTER**. **C\_F\_POINTER** associates a **C\_PTR** type of its first argument with a data pointer of its second argument.

**Example:****Fortran program:**

```

MODULE MOD
USE, INTRINSIC :: ISO_C_BINDING
...
INTEGER(C_INT), BIND(C) :: X
TYPE(C_PTR), BIND(C) :: CP
INTEGER(C_INT), POINTER :: FP
...
END MODULE
PROGRAM MAIN
USE MOD

```

```

...
CALL FUNC(CP)           ! Call C function
CALL C_F_POINTER(CP, FP) ! Bind C pointer CP with
...                     ! data pointer FP
END

```

**C program:**

```

int x;
void func_(int **px) {
    *px = &x;           // When func() is called in
}                       // Fortran program, CP points x

```

**10.3.6 Common Block for Fortran**

## (1) Description

A Fortran common block defined with the **BIND** attribute can be interoperable with a C program. When the common block contains a single variable, it can associate with the C variable. When the common block contains two or more variables, it can associate with a C struct type. But, the Fortran common block and the C struct type must have the same number of members, and the members of the Fortran common block must have corresponding types with the corresponding members of the C struct type.

**Example:****Fortran program:**

```

USE, INTRINSIC :: ISO_C_BINDING
COMMON /COM1/ F1, F2
COMMON /COM2/ F3
REAL(C_FLOAT) :: F1, F2, F3
BIND(C) :: /COM1/, /COM2/      ! Specify the BIND attribute
...

```

**C program:**

```

struct { float f1, f2; } com1;
// The common block "COM1" which contains two or more
// variables can associate with the struct "com1"
...
float com2;
// The common block "COM2" which contains single
// variable can associate with the variable "com2"
...

```

## (2) Remarks

- The names of the corresponding components of the Fortran common block and the C struct type need not be the same.
- A C struct type that contains a bit field or that contains a flexible array member cannot associate.
- A C struct type that contains a quadruple-precision real type or that contains a complex type cannot associate.

### 10.3.7 Notes

Complex, double-precision complex and quadruple-precision complex types for Fortran cannot correspond to single precision complex, double precision complex and quadruple precision complex types for C declared by using the *keyword* **`_Complex`**.

## 10.4 Type and Return Value of Function and Procedure

This section describes how to pass the return values between C functions and Fortran procedures. C++ functions can be regarded as C functions because C++ functions are called from C functions or Fortran procedures, or they are declared and defined using C linkage when they are called.

- (1) Integer, logical, real, double-precision and quadruple-precision type Fortran procedures Please refer to "10.3 Data Types" for details of the correspondence between Fortran and C/C++.

**Example:** Calling double-precision type Fortran procedure.

Caller (C function):

```
extern double func_();  
...  
double a;  
a = func_();           // Call Fortran procedure  
...
```

Callee (Fortran procedure):

```
REAL(KIND=8) FUNCTION FUNC()  
...  
FUNC = 10.0  
...  
END FUNCTION FUNC
```



**Example:** Calling double-precision type C++ function.

Caller (Fortran procedure):

```
REAL (KIND=8) A
...
A = CFUNC()           ! Call C++ function
...
```

Callee (C++ function):

```
extern "C" {
    double cfunc_();
}
double cfunc_()
{
    double a;
    ...
    return a;
}
```

## (2) Complex type functions

C/C++ can neither return nor receive a complex, double-precision complex or quadruple-precision complex type return value of Fortran.

## (3) Character type functions

Two arguments are appended in order to return a value for a character type function of Fortran. The arguments are for the address and the length (in bytes) of the return value.

**Example:** Calling character-type Fortran procedure.

Caller (C++ function):

```
extern "C" {
    int chfunc_(char *res_p, long res_l);
}
char a[17];           // Allocate 16 bytes + 1 byte for terminating
...
chfunc_(a, 16L);     // Call Fortran procedure
a[16] = '¥0';
...
```

Callee (Fortran procedure):

```
CHARACTER*16 FUNCTION CHFUNG
CHFUNG = "THIS IS FORTRAN."
```

```
RETURN
END FUNCTION CHFUNC
```

A string data storage area is allocated in the C/C++ function. When a storage area is allocated in a C/C++ function, an extra 1 byte must be allocated for a null-terminator, because a Fortran string value is not null-terminated.

**Example:** Calling C function as character-type function.

Caller (Fortran procedure):

```
SUBROUTINE SUB
CHARACTER*20 CHFUNC, CH
INTEGER M
...
CH = CFUNC(M)           ! Call C function
...
END SUBROUTINE SUB
```

Callee (C function)

```
extern int cfunc_(char *a, long b, int *p);

int cfunc_(char *a, long b, int *p)
{
    strcpy(a, "THIS IS C++.");
}
```

The first argument of the Fortran procedure corresponds to the third argument of the C/C++ function.

#### (4) Fortran subroutine

A Fortran subroutine is the same as a C/C++ **int** type function.

## 10.5 Passing Arguments

### 10.5.1 Fortran Procedure Arguments

The arguments in a Fortran procedure that does not have the **VALUE** attribute are passed by addresses. And, the arguments in a Fortran procedure that have the **VALUE** attribute are passed by value. Therefore, when arguments are passed to a C/C++ function, the arguments are obtained as pointers by the C/C++ function. And, when the arguments are passed to a Fortran procedure, the arguments are passed as the addresses of the variables.

(1) Passing arguments to Fortran procedure that does not have the **VALUE** attribute

The arguments are passed to a Fortran procedure as the addresses of the variables. A constant value should be assigned to a variable before passing because constant values do not have storage areas.

**Example:**

Caller (C++ function):

```
extern "C" {
    int func_(int *i, int *j);
}
void c_func()
{
    int a, b, ret;
    ...
    b = 100;                // Assign the constant value
                           // to a variable to pass
    ret = func_(&a, &b);    // Call Fortran procedure
    ...
}
```

Callee (Fortran function):

```
INTEGER FUNCTION FUNC(I, J)
INTEGER I, J
...
END FUNCTION FUNC
```

(2) Passing arguments to Fortran procedure that have the **VALUE** attribute

The arguments are passed to a Fortran procedure as the values of the variables. A constant value can be passed by the argument.

**Example:**

Caller (C++ function):

```
extern "C" {
    int func_(int i, int j);
}
void c_func()
{
    int a, ret;
    ...
    ret = func(a, 100);    // Call Fortran procedure
    ...
}
```

Callee (Fortran function):

```

INTEGER FUNCTION FUNC(I, J)
INTEGER, VALUE I, J      ! Specify the VALUE attribute
...
END FUNCTION FUNC

```

- (3) Obtaining arguments from a Fortran procedure that does not have the VALUE attribute

The addresses of the arguments are received via pointer parameters.

**Example:**

Caller (Fortran procedure):

```

SUBROUTINE SUB
INTEGER K, I, J
...
K = C_FUNC(I, J)
...
END SUBROUTINE SUB

```

Callee (C function)

```

extern int c_func_(int *a, int *b);

int c_func_(int *a, int *b)
{
    ...
}

```

- (4) Obtaining arguments from a Fortran procedure that have the **VALUE** attribute

The arguments are received by values.

**Example:**

Caller (Fortran procedure):

```

SUBROUTINE SUB
  INTERFACE
    INTEGER(C_INT) FUNCTION C_FUNC(A, B)
      USE, INTRINSIC :: ISO_C_BINDING
      INTEGER(C_INT), VALUE :: A, B
    ! Specify the VALUE attribute
  END FUNCTION C_FUNC
  END INTERFACE
  INTEGER I, J
  ...

```

```
CALL C_FUNC(I, J)
...
END SUBROUTINE SUB
```

Callee (C function):

```
extern int c_func(int a, int b);

int c_func(int a, int b)      // The arguments are received by values
{
    ...
}
```

## 10.5.2 Notes

### 10.5.2.1 Appending Arguments Implicitly

Arguments are implicitly appended to Fortran procedures as follows.

- When a called procedure is a character type Fortran function, the address where the function value is stored and the length (in bytes) of the function value are appended.
- When a procedure passes a character type argument, the length (in bytes) of the argument is appended.
- When a procedure passes a procedure name argument, the size (in bytes) of the return value from the procedure is appended. If the procedure is not a character type function, the length is 0 (zero).

Arguments are passed to procedures in the following order.

- (1) Address where the return value is stored (when the called procedure is a character-type)
- (2) Size of the return value (when the called procedure is a character-type)
- (3) For each type of argument

The length (in bytes) of the argument for a character-type argument or the size (in bytes) of the return value for a procedure name argument is passed immediately after each argument.

## 10.6 Linking

### 10.6.1 Linking Fortran Program and C Program

When linking a C program and a Fortran program, use the Fortran compiler (nfort).

**Example:**

```
$ nfort -c a.f      (Compile Fortran program)
$ gcc -c b.c       (Compile C program)
$ nfort a.o b.o    (Linking by Fortran compiler)
```

### 10.6.2 Linking Fortran Program and C++ Program

When linking a C++ program and a Fortran program, use the Fortran compiler (nfort). When linking, the runtime library of the C++ compiler (**-cxxlib**) must be specified.

**Example:**

```
$ nfort -c a.f      (Compile Fortran program)
$ g++ -c b.cpp      (Compile C++ program)
$ nfort a.o b.o -cxxlib (Linking by Fortran compiler)
```

## 10.7 Notes

When a C/C++ program and a Fortran program are linked, **stdin**, **stdout** and **stderr** must not be closed in the C/C++ program. If they are closed, execution of the Fortran program is not guaranteed.

# Chapter11 Messages

## 11.1 Diagnostic Messages

The compiler outputs diagnostic messages that indicate the optimization status of the program to the standard error output and diagnostic message list. This section describes their formats and the main messages.

### 11.1.1 Diagnostic Message Format

Diagnostic messages will be output in the following format.

Kind (Number): Position: Message [: Hint]
---

Kind (Number):

The message kind and the number assigned to the message body will be displayed. The kinds include the following.

vec:	Vectorization information
opt:	Optimization and vectorization information
dtl:	Detailed optimization and vectorization information
inl:	Inlining information
par:	OpenMP and automatic parallelization
err:	Mainly, syntax error of OpenMP directive specification

Position:

The line number of the source code corresponding to the diagnostic message will be output. When output to standard error output, the file name including the line number is also output.

Message:

The text of the diagnostic message will be output.

Hint:

Depending on the diagnostic message, the procedure name, variable name, and array name will be output.

- When the variable name or array name is unknown, the type name may be output.
- A name of a procedure or variable generated by the compiler for optimization may be output with "\$number" appended.

### 11.1.2 Message List

**vec( 101): Vectorized loop.**

An entire loop structure is vectorized.

**vec( 102): Partially vectorized loop.**

Part of a loop structure is vectorized.

**vec( 103): Unvectorized loop.**

A loop is not vectorized.

**vec( 107): Iteration count is too small.**

A loop is not vectorized because the iteration count of the loop is smaller than the threshold value for vectorizing. The threshold value can be changed by **-mvector-threshold=*n***.

**vec( 108): Unvectorizable loop structure.**

Loop structure does not meet vectorization conditions. This diagnostic is mainly output in the following cases.

- The loop induction variable appears in type conversion operation. It may be vectorized by **-mreplace-loop-induction**.
- The loop control expression is not an expression to compare an induction variable and a loop invariant expression.
- A logical and (&&) or a logical or (||) operation appears in the loop control expression.
- An equation operation (!= or ==) appears in the loop control expression. It may be vectorized by **-mreplace-loop-equation**.
- There are two or more branches to outside of a loop.
- There is a jump from outside of a loop. This situation appears when the loop is composed of **if** and **goto** statements.
- A work vector for partially-vectorization cannot be created. The following code shows an example that a work vector for "a[0]" is required but its type is unvectorizable and the compiler cannot prepare any work vector.



```

void func(
    int n,
    long double _Complex a[n],
    double _Complex b[n],
    double _Complex c[n],
    double _Complex d[n]
)
{
    for (int i = 0; i < n; i++) {
        a[0] = b[i] + d[i] + c[i];
        c[i] = a[0];
    }
}

```

**vec( 109): Vectorization obstructive statement.**

A loop cannot be vectorized because a statement that makes a whole loop unvectorizable appears.

**vec( 110): Vectorization obstructive function reference : *Function-name***

A loop cannot be vectorized because a function reference that makes a whole loop or array expression unvectorizable appears.

**vec( 111): "novector" is specified.**

A loop is not vectorized because **novector** directive is specified.

**vec( 112): "novwork" is specified.**

A loop is not partially-vectorized because **novwork** directive is specified.

**vec( 113): Overhead of loop division is too large.**

A loop cannot be partially-vectorized because the compiler judged the overhead due to loop division to be large and the effect of the partially-vectorization to be none.

**vec( 115): Internal table overflow.**

A loop cannot be vectorized because an internal table used in vectorization

processing overflowed.

**vec( 116): Unvectorizable function reference. :** *Function-name*

A loop cannot be vectorized because there is a function reference to an external procedure, internal procedure, module procedure, or intrinsic procedure that is not subject to vectorization.

**vec( 117): Unvectorizable statement.**

A loop cannot be vectorized because a statement is not subject to vectorization.

**vec( 118): Unvectorizable data type.**

A loop cannot be vectorized because a data element reference is of a type that is not subject to vectorization.

**vec( 119): Array is not aligned. :** *Variable-name*

A loop cannot be vectorized because an array is not aligned on a vectorizable memory boundary.

**vec( 120): Unvectorizable dependency. :** *Variable-name*

A loop cannot be vectorized because there is an unvectorizable dependency in a variable or array.

**vec( 121): Unvectorizable dependency.**

A loop cannot be vectorized because there is an unvectorizable dependency in a variable or array.

**vec( 122): Dependency unknown. Unvectorizable dependency is assumed. :**  
*Variable-name*

An unvectorizable dependency is assumed to exist because dependency analysis is not possible. The compiler applies vectorization with the

assumption that the dependency is not unvectorizable if **ivdep** directive is specified.

**vec( 124): Iteration count is assumed. Iteration count= $n$**

The compiler assumes that the loop iteration count is  $n$ .

**vec( 126): Idiom detected. : *Kind of macro***

A vector macro operation is detected. The following kinds are detected.

Max/Min, List Vector, Sum, Product, Bit-op, Iteration, Search

**vec( 128): Fused multiply-add operation applied.**

A fused-multiply-add operation is applied.

**vec( 129): Array is retained. : *Array-name***

A retain directive is applied to an array.

**vec( 130): Vector register is assigned.: *Array-name***

A vector register is assigned to an array by a **vreg** directive.

**vec( 131): Too many statements.**

A loop cannot be vectorized because there are too many statements in a loop.

**vec( 132): Too many function calls.**

A loop cannot be vectorized because there are too many function calls in a loop.

**vec( 133): Too many memory refereneeces.**

A loop cannot be vectorized because there are too many memory references in a loop.

**vec( 134): Too many branches.**

A loop cannot be vectorized because there are too many branches.

**vec( 139): Packed loop.**

A loop is vectorized by using packed-vector instructions.

**vec( 140): Unpacked loop. : Reason**

**-mvector-packed** or **packed\_vector** directive is specified, but any packed-vector instruction is not used in vectorization.

**vec( 141): "nopacked\_vector" is specified.**

**nopacked\_vector** directive is applied.

**vec( 142): pvreg is used in vector loop.**

An array which is specified by **pvreg** directive appears in a vectorized loop without packed-vector instructions.

**vec( 143): vreg is used in packed vector loop.**

An array which is specified by **vreg** directive appears in a vectorized loop with packed-vector instructions.

**vec( 161): Structure assignment obstructs vectorization.**

A loop cannot be vectorized because there is a large struct, union, or class assignment.

It may be vectorized by **-mvector-assignment-threshold=*n***.

**vec( 163): Exception handling obstructs vectorization.**

A loop cannot be vectorized because there are some expressions related to C++ exception handling.

**vec( 184): Division obstructs vectorization.**

A loop cannot be vectorized because there is unvectorizable division.

**vec( 185): Exponentiation obstructs vectorization.**

A loop cannot be vectorized because there is unvectorizable exponentiation.

**opt(1011): Too large to optimize -- reduce program or loop size.**

Optimization of this loop is inhibited because the program or the loop is too large. The program or the loop should be partitioned.

**opt(1019): Feedback of scalar value from one loop pass to another.**

A scalar variable accesses a value that is defined on another loop pass.

**opt(1025): Reference to this function inhibits optimization.**

Reference to this function inhibits optimization.

**opt(1025): Reference to this procedure inhibits optimization.**

Reference to this procedure inhibits optimization.

**opt(1034): Multiple store conflict.**

The same array element is defined more than once.

**opt(1037): Feedback of array elements.**

Same array element is referenced/defined on another loop pass.

**opt(1038): Loop too complex -- optimization of this loop halted.**

Optimization of this loop is halted because the loop is too complex.

**opt(1056): Loop nest too deep for optimization.**

Optimization of this loop is halted because nest of the loop is too deep.

**opt(1057): Complicated use of variable inhibits loop optimization.**

Optimization of this loop is inhibited because usage of the variable is too complicated.

**opt(1059): Unable to determine last value of scalar temporary.**

Last value of the scalar temporary is unable to determine.

**opt(1061): Use of scalar under different condition causes feedback.**

A scalar variable is accessed under different conditions.

**opt(1062): Too many data dependency problems.**

Too many data dependency inhibits optimization.

**opt(1082): Backward transfers inhibit loop optimization.**

Optimization of this loop is inhibited because of backward transfer in the loop.

**opt(1083): Last value of promoted scalar required.**

A scalar variable that is changed to temporary array needs last value.

**opt(1084): Branch out of the loop inhibits optimization.**

Optimization of this loop is inhibited because of a branch out from the loop.

**opt(1097): This statement prevents loop optimization.**

This statement prevents loop optimization.

**opt(1108): Reduction function suppressed -- need associative transformation.**

The optimization with **-fmatrix-multiply** is suppressed due to **-fassociative-math** is disabled.

**opt(1117): Indirect branch inhibits to optimization of loop.**

Optimization of this loop is inhibited because of an indirect branch in the loop.

**opt(1128): Branching too complex to optimize at this optimization level.**

Optimization of this loop is inhibited because branchings in the loop are too complex.

**opt(1130): Conditional scalar inhibits optimization of outer loop.**

A conditional scalar definition inhibits optimization of outer loop.

**opt(1131): Function references in iteration count inhibits optimization.**

Function references in iteration count inhibits optimization.

**opt(1166): Potential dependency due to pointer -- use restrict qualifier if ok.**

Potential dependency due to pointer inhibits optimization. If **ivdep** directive is specified, the compiler considers the dependency to be optimizable and vectorizable.

**inl(1214): Expansion routine is too big for automatic expansion.:** *Routine-name*

The size of routine is too big and the routine cannot be inlined. It may be inlined by **-finline-max-function-size=*n*** or **-finline-max-times=*n***.

**inl(1219): Nesting level too deep for automatic expansion. :** *Routine-name*

Nesting level of the expansion routine is too deep. It may be inlined by **-finline-max-depth=*n***.

**inl(1222): Inlined.:** *Routine-name*

A routine is inlined.

**opt(1268): Use of pointer variable inhibits optimization.**

Use of pointer variable inhibits optimization.

**opt(1282): This store into array inhibits optimization of outer loop.**

This store into array inhibits optimization of outer loop.

**opt(1285): Not enough work to justify concurrency optimization.**

Concurrency optimization is inhibited because of not enough works in the loop.

**opt(1298): Use of induction variable outside the loop inhibits optimization.**

Optimization of this loop is inhibited because of use of induction variable outside the loop.

**opt(1299): Redefinition of induction variable in loop inhibits optimization.**

Optimization of this loop is inhibited because of redefinition of induction variable in the loop.

**opt(1315): Iterations peeled from loop in order to avoid dependence.**

To eliminate unvectorizable dependency, forward/backward expansion of the loop is performed.

**opt(1339): User parallel directives inhibits to optimization.**

Optimization is inhibited because of user parallel directive specifications.

**opt(1376): User function reference inhibits optimization.**

Optimization is inhibited because of user function reference.

**opt(1377): Must synchronize to preserve order of accesses.**

Synchronization is needed to preserve order of accesses.

**opt(1378): Many synchronizations needed.**

Too many synchronizations inhibits concurrency.



**opt(1380): User function references not ok without "cncall".**

Concurrency optimization is inhibited because of user function reference. It may be optimized if **cncall** directive is specified.

**inl(1388): Inlining inhibited: OpenMP or parallel directive.**

Parallelization control option exists in a candidate for inlining.

**opt(1395): Inner loop stripped and strip loop moved outside outer loop.**

Outer loop strip mining is performed.

**opt(1408): Loop interchanged.**

Outer loop is interchanged with inner loop.

**opt(1409): Alternate code is generated.**

Alternate code is generated.

**opt(1589): Outer loop moved inside inner loop(s).**

Outer loop is switched with inner loop.

**opt(1590): Inner loop moved outside outer loop(s).**

Inner loop switched with outer loop.

**opt(1592): Outer loop unrolled inside inner loop.**

Outer loop unrolling is performed.

**opt(1593): Loop nest collapsed into one loop.**

Nested loop collapsing is performed.

**opt(1772): Loop nest fused with following nest(s).**

Loop fusion with following loop is performed.

**opt(1800): Idiom detected (matrix multiply).**

Replace matrix multiply loop with vectorized library call.

## 11.2 Runtime Error Message

The compiler run-time routine outputs error messages that indicate the program error to the standard error output. This section describes their main messages.

**C++ runtime abort: terminate() called by the exception handling mechanism.**

terminate() function was called by the exception handling mechanism.

**C++ runtime abort: returned from a user-defined terminate() routine.**

A user-defined terminate() function returned.

**C++ runtime abort: internal error: static object marked for destruction more than once.**

Static object marked for destruction was destroyed more than once.

**C++ runtime abort: a pure virtual function was called.**

A pure virtual function was called.

**C++ runtime abort: invalid dynamic cast.**

dynamic\_cast to subobject was invalid.

**C++ runtime abort: invalid typeid operation.**

typeid operation was invalid.

**C++ runtime abort: freeing array not allocated by an array new operation.**

An array that was not allocated by new operator was freed.

**C++ runtime abort: terminate() called itself recursively.**

terminate() function was called recursively.

**C++ runtime abort: a deleted virtual function was called.**

A delete virtual function was called.

**Compatibility Error: veos (older than v2.6.0) and ve\_exec (vVEOS-verision) are not compatible**

veos version is old, so it does not have compatibility with ve\_exec. If VE program is running on a container, please install the latest veos packages to the host machine.

**Compatibility Error: veos (vVEOS-version-A) and ve\_exec (vVEOS-verision-B) are not compatible**

veos version is old, so it does not have compatibility with ve\_exec. If VE program is running on a container, please install the latest veos packages to the host machine.

**Failed to load EXEC DATA (fixed): Error Message**

Failed to load the data of exec file. VE memory shortage may be occurred. If there is executing VE process, please terminate it or reduce the size of data. You can refer to the VE memory capacity and VE memory usage with `"/opt/nec/ve/bin/free -h"`.

**Failed to load EXEC DATA (fixed, fileback): Error Message**

Failed to load the data of exec file. VE memory shortage may be occurred. If there is executing VE process, please terminate it or reduce the size of data. You can refer to the VE memory capacity and VE memory usage with `"/opt/nec/ve/bin/free -h"`.

**Unable to grow stack**

Size of stack is not enough. As following example, please increase the limit of the available stack size with the environment variable **VE\_LIMIT\_OPT**.

```
export VE_LIMIT_OPT="--s 8192"
```

You can refer to the current limit of stack size by `ve_exec` command with "`--show-limit`" as the argument.

```
$ ve_exec --show-limit
core file size      (blocks, -c) 0          0
data seg size      (kbytes, -d) unlimited unlimited
pending signals    (-i) 379523          379523
max memory size    (kbytes, -m) unlimited unlimited
stack size         (kbytes, -s) unlimited unlimited <--
cpu time           (seconds, -t) unlimited unlimited
virtual memory     (kbytes, -v) unlimited unlimited
```

**VE Node *node-number* is UNAVAILABLE**

The VE card whose number is *node-number* is fault occurs. Please use other VE node to execute job.

## Chapter12 Troubleshooting

### 12.1 Troubleshooting for compilation

#### The error "Fatal: License: Unknown host." occurs.

There is a possibility that the problem that the machine can't access a license server occurs to the time of license check of a compiler. Please refer to the FAQ indicated on a following page of HPC software license issue.

<https://www.hpc-license.nec.com/aurora/>

When not solving it, please contact us from the said page.

#### The error "Syntax error" occurs at a compiler directive.

Please confirm whether the spelling of compiler directive and the how to use aren't wrong. When it's an error to compiler directive of a SX compiler, please change to it of a VE compiler by a compiler directive line change tool.

Please refer to "Appendix C Compiler Directive Conversion Tool" to confirm the usage of the tool.

#### The error "Error: Invalid suffix" occurs.

There is a possibility that binutils-ve package is old. Please confirm whether binutils-ve package is the latest edition.

#### When using a header file and a library, I want to confirm the directory to which a compiler and a linker refer.

Please refer to "1.6 Searching files specified by #include directive" and "1.7 Searching Libraries".

#### The error "undefined reference to 'ftrace\_region\_begin' / 'ftrace\_region\_end'" occurs at linking.

The FTRACE function is used. Specify **-ftrace** at linking.

Please refer to "PROGINF/FTRACE User's guide" about the FTRACE function.

```
$ ncc a.o b.o -ftrace
```

**The error "undefined reference to '\_\_vthr\$\_barrier'" occurs at linking.**

Please specify **-mparallel** or **-fopenmp** at linking.

**The error "undefined reference to '\_\_vthr\$\_pcall\_va'" occurs at linking.**

Please specify **-mparallel** or **-fopenmp** at linking.

**The error "cannot find -lveproginf" and "cannot find -lveperfcnt" occurs at linking.**

Please install nec-veperf package.

**I want to confirm whether they are executable file for VE.**

Please execute `"/opt/nec/ve/bin/nreadelf -h"` that specified the executable file as an argument of command. When "NEC VE architecture" is output in the line of "Machine:", it show that a file is an executable file for VE.

```
$ /opt/nec/ve/bin/nreadelf -h a.out
ELF Header:
Magic:   7f 45 4c 46 02 01 01 00 00 00 00 00 00 00 00
Class:                               ELF64
Data:                                  2's complement, little endian
Version:                               1 (current)
OS/ABI:                                UNIX - System V
ABI Version:                           0
Type:                                  EXEC (Executable file)
Machine:                               NEC VE architecture
(...)
```

**I want to confirm whether they are object file for VE3.**

Please execute `"/opt/nec/ve/bin/nreadelf -h"` that specified the object file as an argument of command. When the last digit output in the line of "Flags:" is "0", it show that a file is an object file for VE1; when it is "1", it show that a file is an object file for VE3. In the following example, the last digit output in the line of "Flags:" is "1", so it show that a file is an object file for VE3.

```

$ /opt/nec/ve/bin/nreadelf -h a.o
ELF Header:
  (...)
  Version:                               0x1
  Start of program headers:              0 (bytes into file)
  Start of section headers:              720 (bytes into file)
  Flags:                               0x10101
  (...)

```

### When linking OpenMP and automatic parallelized program, which of `-fopenmp` and `-mparallel` should I specify?

Please specify either `-fopenmp` or `-mparallel`.

```

$ ncc -c -mparallel a.c
$ ncc -c -fopenmp b.c
$ ncc -fopenmp a.o b.o

```

### When specifying `-ftrace`, execution time becomes so long.

It becomes long because the routine for getting performance information is executed. It is called at entrance/exit of functions and user specified region. Please specify `-ftrace` to only the source file which includes routine which performance information is required.

### Even if setting value bigger than 8 to `OMP_NUM_THREADS`, threads more than 8 is not generated.

8 threads are the upper limit because the number of cores of VE is 8.

### I want to know the name of predefined macro and the value.

Please refer to "9.3.4 Predefined Macro".

### The following error occur when linking C++ program.

```

/opt/nec/ve/bin/nld: __curr_eh_stack_entry: TLS reference in /tmp/nccwvkaaa.o
mismatches non-TLS reference in /opt/nec/ve/ncc/2.x.x/lib/libnc++.a(iostream.o)
/opt/nec/ve/ncc/2.x.x/lib/libnc++.a: error adding symbols: Bad value

```

Please recompile the program by the compiler of version 2.2.1 or later.

**When compiling a program which code size is large, the compiler aborts by SIGSEGV.**

The stack size needed by the compiler may exceed upper limit of the setting. It may solve to extend the upper limit of it. It can be confirm and setting to invoke "ulimit -s" as follows. Please increase the upper limit of stack size and recompile the program.

```
$ ulimit -s          (Check the current limit)
8192
$ ulimit -s 16384   (Change the limit)
```

**The compiler aborts by SIGKILL.**

The memory of the machine may be exhausted. The memory used amount can be somewhat reduced to compile with **-O0** or **-O1**.

**I want to link Fortran program and C/C++ program.**

Please refer to "10.6 Linking".

**I want to change the options of SX series to it of Vector Engine.**

Please change it to refer to "Appendix B SX Compatibility".

**I want to change the compiler directives of SX series to it of Vector Engine.**

Please use the "Compiler Directive Conversion Tool" or change by hand by confirming "Appendix B SX Compatibility". Please refer to "Appendix C Compiler Directive Conversion Tool" about the tool.

**The variable or routine name which name is "\$" and number as '\$1' is displayed in diagnostic message. What is it?**

It is created by compiler to do vectorization and parallelization.

**The type name as "DOUBLE" or "float" is displayed instead of variable name in diagnostic message. What is it?**

It is unnamed variable created by compiler to do vectorization and parallelization. It is displayed type name because it has no name.



**A compiler option which is not specified in command line is enabled.**

A compiler option may be specified in option file. Please refer to “1.5 Specifying Compiler Options” to confirm details of option file.

**I want to confirm version of the compiler.**

Please compile with **--version**.

**When building a program that includes multi-stage dependencies such as a.out->foo.so->bar.so, the following link error occurs.**

```
/opt/nec/ve/bin/nld: warning: libbar.so, needed by ./libfoo.so, not found
  (try using -rpath or -rpath-link)
./libfoo.so: undefined reference to `bar'
```

It is a GNU Linker specification from which nld is derived. The nld links SX-Aurora TSUBASA objects on Linux/x86\_64, so it works with cross linker. Since Cross Linker is not always the same as the actual execution environment, nld ignores the **-rpath** option and **RPATH** set in the shared library. Please specify **-Wl,-rpath-link,library-path**.

## 12.2 Troubleshooting for execution

**The error “Node 'N' is Offline” occurs at execution.**

The state of VE node of number N is OFFLINE. Please make it ONLINE.

The example which make VE node of number 0 ONLINE state is as follows.

```
# /opt/nec/ve/bin/vecmd -N 0 state set on
...
Result: Success
# /opt/nec/ve/bin/vecmd state get
...
-----
VE0 [03:00.0] [ ONLINE ] Last Modif:2017/11/29 10:18:00
-----
Result: Success
```

**I want to confirm the used node at execution.**

Please execute the command `/opt/nec/ve/bin/ps`. The command `ps` outputs

snapshot of executing processes by VE node. In the following example, it can be confirmed that the program named "a.out" is executing on VE node of number 2.

```

/opt/nec/ve/bin/ps -a
VE Node: 3
  PID TTY          TIME CMD
VE Node: 1
  PID TTY          TIME CMD
VE Node: 2
  PID TTY          TIME CMD
50727 pts/1    00:01:36 a.out
VE Node: 0
  PID TTY          TIME CMD

```

**The error `"/a.out: error while loading shared libraries: libncc.so.2: cannot open shared object file: No such file or directory"` is output at execution.**

Please install the package "nec-nc++-shared" and "nec-nc++-shared-inst". Please follow the instructions described in the "Installation Guide".

**The error which a dynamic link library is not found occurs at execution.**

Please set the directory which dynamic link library is put to the environment variable `VE_LD_LIBRARY_PATH`. Please refer to "2.2 Environment Variables Referenced During Execution".

**The error "VE mmap failed on INTERP - TEXT: Cannot allocate memory" occurs at execution.**

The total size of text and static data of the VE program exceeds 48GB. Please modify the source files to dynamically allocate large-sized data so that the total size of the text and static data of the VE program is 48GB or less. Static data includes global variables, static variables, and initialized string literals.

You can check the symbol sizes in descending order by executing the following command for reference:

```
$ /opt/nec/ve/bin/nnm -C --size-sort -r ./a.out
```

In addition, you can check the size of each section with the following command:

```
$ /opt/nec/ve/bin/nreadelf -e ./a.out
```

**I want to confirm which line of source file corresponds to an exception occurrence point.**

It can be checked by traceback information. Please refer to "1.8.3 Using Traceback Information" to check process of it.

**The exception occurrence point which output by traceback information is incorrect.**

The exception occurrence point output by traceback information can be incorrect by the advance control of HW. The advance control can be stopped to set the environment variable **ADVANCEOFF=YES**. An execution time may increase substantially to stop the advance control. Please take care it.

```
$ export VE_ADVANCEOFF=YES
```

**I want to confirm whether use uninitialized local variable or not.**

It may be checked by detecting an exception to compile with **-munit-stack=snan** and execute for double type variables. For float type variables, specify **snanf** instead of **snan**. This approach can be used only if the variable is floating-point type.

**I want to avoid abnormal termination caused by reference of uninitialized variable.**

It may avoid by initializing the area to zero to compile with **-munit-stack=zero** and execute. Correction of a program is recommended to resolve a potential problem.

**A program which uses automatic parallelization and/or OpenMP is abnormally terminated by "Unable to grow stack" or SIGSEGV at execution.**

It may occur because the amount of stack usage exceeds the limit. Please increase the limit of stack size.

The limit of stack size can be increased by setting the environment variable **OMP\_STACKSIZE**. Please refer to "2.2 Environment Variables Referenced During

Execution”.

```
$ export OMP_STACKSIZE=2G
```

### I want to confirm how many thread was used at execution.

It can be confirmed to check “Max Active Threads” in PROGINF. “Max Active Threads” is output to stderr at termination when setting the environment variable **VE\_PROGINF=DETAIL**. Please refer to “PROGINF/FTRACE user’s Guide” to confirm usage of PROGINF.

In the following example, it can be confirmed that 4 thread was used because “Max Active Threads” is 4.

```
***** Program Information *****
(...)
Power Throttling (sec)      :      0.000000
Thermal Throttling (sec)   :      0.000000
Max Active Threads       :      4
Available CPU Cores        :      8
Average CPU Cores Used     :      3.323850
Memory Size Used (MB)      :      7884.000000
Start Time (date)          :      Mon Feb 19 04:43:34 2018 JST
End Time (date)            :      Mon Feb 19 04:44:08 2018 JST
```

### When the threads for automatic or OpenMP parallelized program execution are created or destroyed?

By default, the threads are created at the start of execution and destroyed at termination. The number of threads are the specified value by the environment variable **OMP\_NUM\_THREADS** or **VE\_OMP\_NUM\_THREADS**. If it is not specified, the number is the same as the number of available VE cores.

Please refer to “7.3.2 Thread Creation and Destroy” for details.

### When running a program that utilizes automatic or OpenMP parallelized, how is the number of threads determined at the runtime?

The number of threads at runtime can be specified through the environment variables **OMP\_NUM\_THREADS** or **VE\_OMP\_NUM\_THREADS**, the OpenMP num\_threads clause, and the omp\_set\_num\_threads() function. The priority is as follows:

1. Value specified by num\_threads clause
2. Value specified by omp\_set\_num\_threads() function
3. Value specified by the environment variable **VE\_OMP\_NUM\_THREADS**
4. Value specified by the environment variable **OMP\_NUM\_THREADS**
5. The same value as the number of available VE cores.

The number of threads at execution is the same as the number of available VE cores if it is set a value greater than the number of available VE cores in num\_threads clause, omp\_set\_num\_threads(), **VE\_OMP\_NUM\_THREADS**, or **OMP\_NUM\_THREADS**.

### The bus errors occur when promoting vectorization.

It may occur because vector load/store for 8 bytes elements is executed for the array aligned in 4 bytes. In the following example, the **float** type (aligned in 4 bytes) arrays "a" and "b" are which passed as arguments are casted to **uint64\_t**. Therefore, it is vector load/store for 8 bytes elements.

```
void func1() {
    float a[511], b[511];
    ...
    func2(a, b);
}

void func2( void* a, void* b ) {
    for(int i=0; i<255; ++i) { //!!!<---vectorized loop
        ((uint64_t*)b)[i] = ((uint64_t*)a)[i];
    }
}
```

Please align them in 8 bytes as follows or specify the **novector** directive to the loop to stop vectorization.

```
float a[511] __attribute__((aligned(8)));
float b[511] __attribute__((aligned(8)));
```

### I want to conform the stack size required to run the program.

There is no way to find out the required stack size because you will not know it until you try it.

## 12.3 Troubleshooting for tuning

### **I want to confirm which optimization was applied to a program.**

Please refer to output diagnostics and the format list when compiling.

The diagnostics list is output when the compiler option **-report-diagnostics**, and the format list is output when the compiler option **-report-format** is specified. For details, refer to "Chapter8 Compiler Listing".

### **The performance decreases, though vectorization was promoted.**

The performance decreases by an overhead of vectorization of the few iteration loop.

Please specify the **novector** directive to such loop to stop vectorization.

### **When automatic or OpenMP parallelized program is executed, the values displayed in the same item of PROGINF and FTRACE are different.**

The number of operations for the spin-waiting of the thread created before main program starts is added in PROGINF, but not in FTRACE.

### **When using the \$omp parallel num\_threads (4) and executing with the environment variable OMP\_NUM\_THREADS =4 or OMP\_NUM\_THREADS=5, the execution time with OMP\_NUM\_THREADS=5 is a longer than with OMP\_NUM\_THREADS=4. Even though there are more parallel numbers.**

When the value passed with the num\_threads clause is different from the value specified with the environment variable **OMP\_NUM\_THREADS**, the execution time increases due to thread regeneration.

Threads are automatically generated before the main program starts. The number of threads is determined by the environment variable **OMP\_NUM\_THREADS**.

When the number of threads changes in the program with the function `omp_set_thread_num()` or num\_threads clause in OpenMP, the threads generated before the main program starts is freed and the new threads are regenerated.

### **The routine name which name is "\$" and number as '\$1' is displayed in FTRACE output. What is it?**

It is created by compiler to do vectorization and parallelization.

## 12.4 Troubleshooting for installation

### I want to check if the installation is correct.

Please specify the **--version** option to check the version. If the displayed version number is the same as the installed property, it has been installed correctly. The version number is output to X.X.X in the following example.

```
$ /opt/nec/ve/bin/ncc --version
ncc (NCC) X.X.X (Build 14:10:47 Apr 23 2020)
Copyright (C) 2018, 2020 NEC Corporation.
```

### I want to install an older version of the compiler.

Please refer to "A.1.1 Installation of a Specific Version of the Compilers" in the SX-Aurora TSUBASA Installation Guide to install old versions of the compiler.

### I want to use an older version of the compiler.

Please invoke `/opt/nec/ve/bin/nfort-X.X.X`, `ncc-X.X.X`, or `nc++-X.X.X` (X.X.X is the version number of the compiler) at compilation.

For detail, refer to "1.2 Usage of the Compiler".

### I want to start an older version of compiler by default.

There are two ways to do it. Please choose one.

#### (1) Setting the environment variable **PATH**

The substance of each version of `ncc/nc++/nfort` commands are installed as follows.

X.X.X is the version number of the compiler.

```
/opt/nec/ve/ncc/X.X.X/bin/ncc
/opt/nec/ve/ncc/X.X.X/bin/nc++
/opt/nec/ve/nfort/X.X.X/bin/nfort
```

Set the **bin** directory of the version you want to invoke by default to the command search path (environment variable **PATH**).

#### (2) Installing an older version of compiler.

Install the package of the compiler version you want to set as default. For details, refer to "A.1.2 Change of the Compiler Versions Invoked with the Command /opt/nec/ve/bin/[nfort|ncc|nc++]" in the SX-Aurora TSUBASA Installation Guide. Please note that this method will affect all users who use /opt/nec/ve/bin/ncc (nc++,nfort).



## Chapter13 VE1/VE3 Compatibility

### 13.1 Executables Compatibility

VE1/VE3 machine can execute the following executables generated by VE1/VE3 compiler/assembler/linker.

Executables	VE1 Machine	VE3 Machine
Executables for VE1	✓	✓
Executables for VE3	-	✓

(✓) Can be executed (-) Cannot be executed

### 13.2 Changes of Search Path

Search path of files included by **#include** and libraries are changed as follows:

(1) Searching files specified by **#include** directive

VE1	VE3
Directories specified by <b>-I</b>	(Same as VE1)
Subdirectory named "include[/compat]" under the directory specified by <b>-B</b> (*1)	(Same as VE1)
Directories specified by the environment variable <b>NCC_INCLUDE_PATH</b>	(Same as VE1)
Directory[/compat] specified by <b>-isystem</b> (*1)	(Same as VE1)
/opt/nec/ve/ncc/<version-number>/include[/compat] (*1)	(Same as VE1)
/opt/nec/ve/include (*2)	/opt/nec/ve3/include (*2)

(\*1) [/compat] is added when **-stdlib=compat** is enabled.

(\*2) When **-isysroot** is enabled, subdirectory named "include" under the directory specified by **-isysroot**.

## (2) Searching Libraries

VE1	VE3
Directories specified by <b>-L</b>	(Same as VE1)
Directories specified by <b>-B</b>	(Same as VE1)
Directories specified by the environment variable <b>NCC_LIBRARY_PATH</b>	(Same as VE1)
<code>/opt/nec/ve/ncc/&lt;version-number&gt;/lib</code>	<code>/opt/nec/ve3/nfort/&lt;version-number&gt;/lib</code>
Directories specified by the environment variable <b>VE_LIBRARY_PATH</b>	(Same as VE1)
<code>/opt/nec/ve/lib/gcc</code>	<code>/opt/nec/ve3/lib/gcc</code>
<code>/opt/nec/ve/lib</code>	<code>/opt/nec/ve3/lib</code>

### 13.3 Changes of Compiler Options

VE1/VE3 changes the defaults of compiler options as follows:

VE1	VE3
<b>-march=ve1</b>	<b>-march=ve3</b>
<b>-mfp16-format=none</b>	<b>-mfp16-format=ieee</b>

### 13.4 Half-Precision Floating-Point Type

VE3 can generate and execute object files using half-precision floating point. Object files using half-precision floating point cannot be generated or executed on VE1.

#### 13.4.1 Format of Half-Precision Floating-Point Type

The format of half-precision floating-point type is determined by **-mfp16-format=type** and whether or not half-precision floating-point is used in the program.

Use Half-Precision Floating-Point or Not	<b>-mfp16-format=type</b>		
	<b>none</b>	<b>ieee</b>	<b>bfloat</b>
Not Use	none	none	none
Use	none	binary16	bfloat16

#### 13.4.2 Mixing binary16 and bfloat16

When both binary16 and bfloat16 object files are mixed, an object file, executable

file or shared library cannot be generated.

### 13.5 Notice

- VE3 executables cannot be executed on VE1.
- In VE1, it is not possible to generate or execute object files using half-precision floating-point.
- The command ngprof cannot output a performance information when executing the VE1 executables on VE3 and output "gmon.out".
- Unable to generate static libraries, shared libraries, or executables with a mix of VE1 and VE3 object files. The following error occurs when linking.

```
/opt/nec/ve/bin/nld: a.o: this object cannot use on VE3.  
/opt/nec/ve/bin/nld: failed to merge target specific data of file a.o
```

- When using the "traceback" function of the compiler with VE1 binaries, please ensure that version 5.0.1 or later is used. Additionally, if using the "traceback" function of MPI, please ensure that MPI version 3.4.0 or later is also used in conjunction with the compiler. Otherwise, the generated traceback may not be outputted correctly.

## Chapter14 Notice

1. The version 2.0.0 or later is not compatible with the version 1.X.X. Therefore, an object file compiled by version 2.0.0 or later cannot be linked with an object file compiled by version 1.X.X.
2. Runtime library is also provided as shared library in version 2.2.2 or later. Therefore, please re-compile and re-build the shared library by version 2.2.2 or later when they were compiled by version 2.1.2 or earlier.
3. When the following error occurs at compiling of C++ program, please re-compile the source file by version 2.2.2 or later.

```
/opt/nec/ve/bin/nld: __curr_eh_stack_entry: TLS reference in /tmp/nccwvkaaa.o mismatches non-TLS reference in /opt/nec/ve/ncc/2.2.2/lib/libnc++.a(iostream.o)
/opt/nec/ve/ncc/2.2.2/lib/libnc++.a: error adding symbols: Bad value
```

4. The dynamic linker included in glibc-ve package version 2.21-4 or later is needed to execute the executable file compiled by version 2.2.2 or later. Confirm the version of glibc-ve package if an error occurs at execution.

```
$ rpm -q glibc-ve
glibc-ve-2.21-4.el7.x86_64
```

5. The execution performance of version 2.2.2 or later may fall compared with version 2.1.2 or earlier by overhead of dynamic-link process, because the compiler links a shared library at default. It can be avoided by the compilation by **-static** or **-static-nec**.

### Notes:

When executing the executable file compiled with **-static** or **-static-nec** option, the execution may be failed rarely. For example a result is wrong, and program aborts and so on.

6. The header files of C++ standard library in version 3.5.x or earlier were moved to under the directory `"/opt/nec/ve/ncc/<version>/include/compat"`.

## Appendix A Configuration file

### A.1 Overview

The configuration file can be used in order to override the defaults which the compiler uses. To use the configuration file, use **-cf=conf** compiler option.

The syntax of configuration file is as follow:

keyword : *value*

The following table shows currently available *keywords*.

Keyword	Description
veroot	The root directory of the VE component (default: /opt/nec/ve)
system	The root directory of the compiler component (default: /opt/nec/ve/ncc/version)
as	The path of assembler command (default: <veroot>/bin/nas)
ccom	The path of C/C++ compiler (default: <system>/libexec/ccom)
ld	The path of linker command (default: <veroot>/bin/nld)
cc_pre_options	The Compiler options. The options are specified in the follow order.
cc_post_options	<cc_pre_options> <user-specified-options> <cc_post_options>
as_pre_options	The Assembler options. The options are specified in the follow order.
as_post_options	<as_pre_options> <user-specified-options> <as_post_options>
ld_pre_options	The Linker options. The options are specified in the follow order.
ld_post_options	<ld_pre_options> <user-specified-options> <ld_post_options>
startfile	The start up file.
endfile	The start up file. The file specified as an end of a linker options.

### A.2 Format

- A keyword and the value are separated by the colon.
- When a keyword is not set, it set the default value.
- A blank can be specified around the separator colon.
- When ‘¥’ is specified as an end of a line, the value can be specified continuous in

the next line.

**Example:**

```
cc_pre_options: -I /tmp ¥  
-I /tmp2
```

- When specifying two or more the same keyword, the last keyword becomes effective.

### A.3 Example

- Change the root directory of VE component and compiler component. A configuration file is made and set the value to 'veroot' and 'system'.

```
veroot: /foo/ve  
system: /foo/ve/ncc/X. X. X
```

- When the configuration file is specified by **-cf** option. The configuration file name is ve.conf here.

```
$ ncc -cf=ve.conf test.c
```

- Change the using compiler. Only the used compiler is changed. Set the value to the "ccom" when only the used compiler is changed.

```
ccom: /foo/ve/ncc/X. X. X/libexec/ccom
```

When the configuration file is specified by **-cf** option. An assembler, a linker and so on can also be changed in the same way.

## Appendix B SX Compatibility

This appendix describes the correspondence tables of major compiler options, compiler directives, and environment variables referred at the execution between SX compilers and compilers for the Vector Engine.

### B.1 Compiler Options

#### B.1.1 Overall Options

SX Compiler	Vector Engine Compiler
<b>-Caopt</b>	<b>-O4</b>
<b>-Chopt</b>	<b>-O3</b>
<b>-Cvopt</b>	<b>-O2</b>
<b>-Csopt</b>	<b>-O2 -mno-vector</b>
<b>-Cvsafe</b>	<b>-O1</b>
<b>-Cssafe</b>	<b>-O1 -mno-vector</b>
<b>-Cnoopt</b>	<b>-O0</b>
<b>-Cdebug</b>	<b>-O0 -g</b>
<b>-S</b>	<b>-S</b>
<b>-NS</b>	none
<b>-V</b> Note: Continue the compilation process.	<b>--version</b> Note: Display the version and exit.
<b>-NV</b>	none
<b>-c</b>	<b>-c</b>
<b>-Nc</b>	none
<b>-cf <i>string</i></b>	<b>-cf=<i>string</i></b>
<b>-clear</b>	<b>-clear</b>
<b>-continst   -Ncontinst</b>	none
<b>-dir { opt   noopt }</b>	none

SX Compiler	Vector Engine Compiler
<b>-f03lib</b>	none
<b>-f90lib [ { dw   dW   ew   eW } ]</b>	none
<b>-o file-name</b>	<b>-o file-name</b>
<b>-prelink</b>	none
<b>-size_t32</b>	none
<b>-size_t64</b>	none Note: Always effective.
<b>-syntax</b>	<b>-fsyntax-only</b>
<b>-Nsyntax</b>	<b>-fno-syntax-only</b>
<b>-to directory-name</b>	none
<b>-verbose</b>	<b>-v</b>
<b>-Nverbose</b>	none

### B.1.2 Vector/Scalar Optimization Options

SX Compiler	Vector Engine Compiler
<b>-Ochg</b>	<b>-fassociative-math</b> or <b>-faggressive-associative-math</b>
<b>-Onochg</b>	<b>-fno-associative-math</b>
<b>-Odiv</b>	<b>-freciprocal-math</b>
<b>-Onodiv</b>	<b>-fno-reciprocal-math</b>
<b>-Oextendreorder</b>	<b>-msched-interblock</b>
<b>-Oignore_volatile</b>	<b>-fignore-volatile</b>
<b>-Onoignore_volatile</b>	<b>-fno-ignore-volatile</b>
<b>-Omove</b>	<b>-fmove-loop-invariants-unsafe</b>
<b>-Onomovediv</b>	<b>-fmove-loop-invariants</b>
<b>-Onomove</b>	<b>-fno-move-loop-invariants</b>
<b>-Ooverlap</b>	<b>-fnamed-alias</b>
<b>-Onooverlap</b>	<b>-fnamed-noalias</b>



SX Compiler	Vector Engine Compiler
<b>-Orestrict=arg</b>	<b>-fargument-noalias</b>
<b>-Orestrict=this</b>	<b>-fthis-pointer-noalias</b>
<b>-Orestrict=type</b>	<b>-fstrict-aliasing</b>
<b>-Orestrict=no</b>	<b>-fargument-alias</b> <b>-fthis-pointer-alias</b> <b>-fno-strict-aliasing</b>
<b>-Osafe_longjmp</b>	none
<b>-Onosafe_longjmp</b>	none
<b>-Ounroll</b>	<b>-floop-unroll</b>
<b>-Ounroll=<i>nlevel</i></b>	<b>-floop-unroll</b> <b>-floop-unroll-max-times=<i>n</i></b> Note: Specify two at the same time.
<b>-Onounroll</b>	<b>-fno-loop-unroll</b>
<b>-alias { pointer   nopointer }</b>	none
<b>-alias { type   notype }</b>	none
<b>-alias { variable   novariable }</b>	none
<b>-dir { vec   novec }</b>	none
<b>-ipa</b>	<b>-fipa</b>
<b>-Nipa</b>	<b>-fno-ipa</b>
<b>-math,scalar</b>	<b>-ffast-math</b>
<b>-math,vector</b>	none
<b>-math,nofast=<i>function-name</i></b>	none
<b>-math { inline   noinline }</b>	none
<b>-math,round=tonearest</b>	none
<b>-math,round=towardzero</b>	none
<b>-math,round=upward</b>	none
<b>-math,round=downward</b>	none
<b>-math,strict_prototype</b>	none
<b>-math,nostrict_prototype</b>	none

SX Compiler	Vector Engine Compiler
<b>-Nmath</b>	none
<b>-pvctl,altcode</b>	<b>-mvector-dependency-test</b> <b>-mvector-loop-count-test</b> <b>-mvector-shortloop-reduction</b> Note: Specify three at the same time.
<b>-pvctl,altcode=dep</b>	<b>-mvector-dependency-test</b>
<b>-pvctl,altcode=nodep</b>	<b>-mno-vector-dependency-test</b>
<b>-pvctl,altcode=loopcnt</b>	<b>-mvector-loop-count-test</b>
<b>-pvctl,altcode=noloopcnt</b>	<b>-mno-vector-loop-count-test</b>
<b>-pvctl,altcode=shortloop</b>	<b>-mvector-shortloop-reduction</b>
<b>-pvctl,altcode=noshortloop</b>	<b>-mno-vector-shortloop-reduction</b>
<b>-pvctl,noaltcode</b>	<b>-mno-vector-dependency-test</b> <b>-mno-vector-loop-count-test</b> <b>-mno-vector-shortloop-reduction</b> Note: Specify three at the same time.
<b>-pvctl,assoc</b>	<b>-fassociative-math</b>
<b>-pvctl,noassoc</b>	<b>-fno-associative-math</b>
<b>-pvctl { assume   noassume }</b>	none
<b>-pvctl,collapse</b>	<b>-floop-collapse</b>
<b>-pvctl,nocollapse</b>	<b>-fno-loop-collapse</b>
<b>-pvctl { compress   nocompress }</b>	none
<b>-pvctl { conflict   noconflict }</b>	none
<b>-pvctl { delinearize   nodelinearize }</b>	none
<b>-pvctl,divloop</b>	none
<b>-pvctl,nodivloop</b>	<b>-mwork-vector-kind=none</b>
<b>-pvctl,expand=<i>n</i></b>	<b>-floop-unroll-complete=<i>n</i></b>
<b>-pvctl,noexpand</b>	<b>-fno-loop-unroll-complete</b>
<b>-pvctl,listvec</b>	<b>-mlist-vector</b>
<b>-pvctl,nolistvec</b>	<b>-mno-list-vector</b>
<b>-pvctl,loopchg</b>	<b>-floop-interchange</b>

SX Compiler	Vector Engine Compiler
<b>-pvctl,noloopchg</b>	<b>-fno-loop-interchange</b>
<b>-pvctl,loopcnt=<i>n</i></b>	<b>-floop-count=<i>n</i></b>
<b>-pvctl,loop_eq</b>	<b>-freplace-loop-equation</b>
<b>-pvctl,noloop_eq</b>	<b>-fno-replace-loop-equation</b>
<b>-pvctl,lstval</b>	<b>-floop-last-value</b>
<b>-pvctl,matmul</b>	<b>-fmatrix-multiply</b>
<b>-pvctl,nomatmul</b>	<b>-fno-matrix-multiply</b>
<b>-pvctl,neighbors</b>	<b>-mvector-neighbors</b> Note: This option is available when <b>-march=ve3</b> is enabled.
<b>-pvctl,noneighbors</b>	<b>-mno-vector-neighbors</b>
<b>-pvctl,nodep</b>	<b>-fivdep</b>
<b>-pvctl,on_adb</b>	none
<b>-pvctl,outerunroll=<i>n</i></b>	<b>-fouterloop-unroll</b> <b>-fouterloop-unroll-max-times=<i>n</i></b> Note: Specify two at the same time.
<b>-pvctl,outerunroll_lim=<i>n</i></b>	none
<b>-pvctl,replace_induction</b>	none
<b>-pvctl,noreplace_induction</b>	none
<b>-pvctl,split</b>	<b>-floop-split</b>
<b>-pvctl,nosplit</b>	<b>-fno-loop-split</b>
<b>-pvctl { vchg   novchg }</b>	none
<b>-pvctl,vecthreshold=<i>n</i></b>	<b>-mvector-threshold=<i>n</i></b>
<b>-pvctl,verrchk</b>	<b>-mvector-intrinsic-check</b>
<b>-pvctl,noverrchk</b>	<b>-mno-vector-intrinsic-check</b>
<b>-pvctl { vlchk   novlchk }</b>	none
<b>-pvctl,vregs=<i>n</i></b>	none
<b>-pvctl,vwork={hybrid stack static}</b>	none
<b>-pvctl,vworksiz=<i>n</i></b>	none

SX Compiler	Vector Engine Compiler
<b>-struct,loop=<i>n</i></b>	none
<b>-v</b>	<b>-mvector</b>
<b>-Nv</b>	<b>-mno-vector</b>
<b>-xint</b>	<b>-mno-vector-iteration</b>
<b>-Nxint</b>	<b>-mvector-iteration</b>

### B.1.3 Inlining Options

SX Compiler	Vector Engine Compiler
<b>-dir { inline   noline }</b>	none
<b>-pi,auto</b>	<b>-finline-functions</b>
<b>-pi,copy_arg</b>	<b>-finline-copy-arguments</b>
<b>-pi,nocopy_arg</b>	<b>-fno-inline-copy-arguments</b>
<b>-pi,directory=<i>directory-name</i></b>	none
<b>-pi,file=<i>file-name</i></b>	none
<b>-pi,func_size=<i>n</i></b>	none
<b>-pi,inline</b>	<b>-finline</b>
<b>-pi,noline</b>	<b>-fno-inline</b>
<b>-pi,max_depth=<i>n</i></b>	<b>-finline-max-depth=<i>n</i></b>
<b>-pi,max_size=<i>n</i></b>	<b>-finline-max-function-size=<i>n</i></b>
<b>-pi,search_all</b>	none
<b>-pi,times=<i>n</i></b>	<b>-finline-max-times=<i>n</i></b>

### B.1.4 Parallelization Options

SX Compiler	Vector Engine Compiler
<b>-dir { par   nopar }</b>	none
<b>-Pauto</b>	<b>-mparallel</b>
<b>-Pmulti</b>	none

SX Compiler	Vector Engine Compiler
<b>-Popenmp</b>	<b>-fopenmp</b>
<b>-Pstack</b>	none
<b>-pvctl,for[=<i>n</i>]</b>	none Note: Parallelization schedule can be controlled by <b>-mschedule-static</b> etc.
<b>-pvctl,by=<i>m</i></b>	none Note: Parallelization schedule can be controlled by <b>-mschedule-static</b> etc.
<b>-pvctl,inner</b>	<b>-mparallel-innerloop</b>
<b>-pvctl,noinner</b>	<b>-mno-parallel-innerloop</b>
<b>-pvctl,outerstrip</b>	<b>-mparallel-outerloop-strip-mine</b>
<b>-pvctl,noouterstrip</b>	<b>-mno-parallel-outerloop-strip-mine</b>
<b>-pvctl,parcase</b>	<b>-mparallel-sections</b>
<b>-pvctl,noparcase</b>	<b>-mno-parallel-sections</b>
<b>-pvctl,parthreshold=<i>n</i></b>	<b>-mparallel-threshold=<i>n</i></b>
<b>-pvctl,noparthreshold</b>	<b>-mno-parallel-threshold</b>
<b>-pvctl,res={ whole   parunit   no }</b>	none
<b>-reserve=<i>n</i></b>	none

### B.1.5 Code Generation Options

SX Compiler	Vector Engine Compiler
<b>-mask { nosetall   setall   setmain }</b>	none
<b>-mask { flovf   flunf   fxovf   inv   inexact   zdiv }</b>	none Note: It can be controlled by the environment variable <b>VE_FPE_ENABLE</b> .
<b>-stkchk   -Nstkchk</b>	none
<b>-sx9   -sxace</b>	none

## B.1.6 Language Options

C++/SX Compiler	Vector Engine Compiler
<b>-Xa</b>	none
<b>-Xc</b>	none
<b>-Xkr</b>	none
<b>-Xp</b>	none
<b>-Xs</b>	none
<b>-K { align8   noalign8 }</b>	none
<b>-K { complex   nocomplex }</b>	none
<b>-Kcompound_literals</b>	none
<b>-Knocompound_literals</b>	none
<b>-Kconst_string_literals</b>	none
<b>-Knoconst_string_literals</b>	none
<b>-K { designators   nodesignators }</b>	none
<b>-Kexceptions</b>	<b>-fexceptions</b> Note: Enabled by default.
<b>-Knoexceptions</b> Note: Enabled by default.	<b>-fno-exceptions</b>
<b>-K { gcc   nogcc }</b>	<b>-std=keyword</b>
<b>-Kgnu89_inline</b>	<b>-fgnu89-inline</b>
<b>-Knognu89_inline</b>	none
<b>-Kmultibyte_chars</b>	none
<b>-Knomultibyte_chars</b>	none
<b>-Knew_for_init</b>	<b>-ffor-scope</b>
<b>-Kold_for_init</b>	<b>-fno-for-scope</b>
<b>-Knonstd_gnu_keywords</b>	none
<b>-Knononstd_gnu_keywords</b>	none
<b>-K { nullptr   nonnullptr }</b>	none
<b>-Kopenmp_fatal</b>	none

C++/SX Compiler	Vector Engine Compiler
<b>-Kopenmp_warning</b>	none
<b>-Krestrict</b>	<b>-frestrict</b>
<b>-Knorestrict</b>	<b>-fno-restrict</b>
<b>-Kstd=<i>keyword</i></b>	<b>-std=<i>keyword</i></b>
<b>-Ktrigraphs</b> Note: Enabled by default.	<b>-trigraphs</b>
<b>-Knotrigraphs</b>	none Note: Enabled by default.
<b>-Kunsigned_char</b> Note: Enabled by default.	<b>-funsigned-char</b>
<b>-Ksigned_char</b>	<b>-fsigned-char</b> Note: Enabled by default.
<b>-K { using_std   nousing_std }</b>	none
<b>-Kvariadic_templates</b>	none
<b>-Knovariadic_templates</b>	none
<b>-K { vla   novla }</b>	none
<b>-T { auto   noauto }</b>	none
<b>-T { none   all   used   local }</b>	none
<b>-Timplicit_include</b>	<b>-fimplicit-include</b>

### B.1.7 Performance Measurement Options

SX Compiler	Vector Engine Compiler
<b>-acct</b>	<b>-proginf</b>
<b>-Nacct</b>	<b>-no-proginf</b>
<b>-ftrace</b>	<b>-ftrace</b>
<b>-ftrace { simple   demangled }</b>	none
<b>-Nftrace</b>	<b>-no-ftrace</b>
<b>-p</b>	<b>-p</b>
<b>-Np</b>	none

### B.1.8 Debugging Options

SX Compiler	Vector Engine Compiler
<b>-dir { debug   nodebug }</b>	none
<b>-g</b>	<b>-g</b>
<b>-gv</b>	none
<b>-Ng</b>	<b>-g0</b>
<b>-init,stack={ zero   nan   0xXXXX }</b>	<b>-minit-stack={ zero   snan   snanf   0xXXXX }</b>
<b>-traceback</b>	<b>-traceback</b>
<b>-traceback { simple   demangled }</b>	none
<b>-Ntraceback</b>	none

### B.1.9 Preprocessor Options

SX Compiler	Vector Engine Compiler
<b>-Dname[=def]</b>	<b>-Dname[=def]</b>
<b>-E</b>	<b>-E</b>
<b>-EP</b>	none
<b>-H</b>	<b>-H</b>
<b>-I directory-name</b>	<b>-I directory-name</b>
<b>-K gcc_predefines</b>	none. Note: Macros are defined by default.
<b>-K nogcc_predefines</b>	none
<b>-Kkeep_comments</b>	<b>-C</b>
<b>-Knokeep_comments</b>	none
<b>-Kkeep_line_dirs</b>	none
<b>-Knokeep_line_dirs</b>	none
<b>-Knew_preprocessing</b>	none
<b>-Kold_preprocessing</b>	<b>-traditional-cpp</b> Note: -E option is needed.



SX Compiler	Vector Engine Compiler
<b>-Kvariadic_macros</b>	none
<b>-Knovariadic_macros</b>	none
<b>-M</b>	<b>-M</b>
<b>-Uname</b>	<b>-Uname</b>
<b>-dD</b>	<b>-dD</b>
<b>-dI</b>	<b>-dI</b>
<b>-dM</b>	<b>-dM</b>
<b>-dN</b>	<b>-dN</b>

### B.1.10 List Output Options

SX Compiler	Vector Engine Compiler
<b>-Rappend</b>	<b>-report-append-mode</b>
<b>-Rnoappend</b>	none
<b>-Rdiaglist</b>	<b>-report-diagnostics</b>
<b>-Rnoddiaglist</b>	none
<b>-Rfile={ <i>file-name</i>   stdout }</b>	<b>-report-file={ <i>file-name</i>   stdout }</b>
<b>-Rfmtlist</b>	<b>-report-format</b>
<b>-Rnofmtlist</b>	none
<b>-Robjlist</b>	<b>-assembly-list</b>
<b>-Rnoobjlist</b>	none
<b>-R { summary   nosummary }</b>	none
<b>-Rsystem_header</b>	<b>-fdiag-system-header</b>
<b>-R { transform   notransform }</b>	none

### B.1.11 Message Options

SX Compiler	Vector Engine Compiler
<b>-O { fullmsg   infomsg   nomsg }</b>	none

SX Compiler	Vector Engine Compiler
<b>-pi</b> { fullmsg   infomsg   nomsg }	<b>-fdiag-inline</b> ={ 2   1   0 }
<b>-pvctl</b> { fullmsg   infomsg   nomsg }	<b>-fdiag-parallel</b> ={ 2   1   0 } <b>-fdiag-vector</b> ={ 2   1   0 }
<b>-wall</b>	<b>-Wall</b>
<b>-wno_unset_use</b>	none
<b>-wnone</b>	<b>-w</b>
<b>-wfatal</b> = <i>n</i>	none
<b>-woff</b> = <i>n</i>	none
<b>-wlongjmp</b>	none

### B.1.12 Assembler Options

SX Compiler	Vector Engine Compiler
<b>-Wa</b> , <i>option-strings</i>	<b>-Wa</b> , <i>option-strings</i>

### B.1.13 Linker Options

SX Compiler	Vector Engine Compiler
<b>-G</b>	none
<b>-L</b> <i>directory-name</i>	<b>-L</b> <i>directory-name</i>
<b>-l</b> <i>library-name</i>	<b>-l</b> <i>library-name</i>
<b>-Wl</b> , <i>option-strings</i>	<b>-Wl</b> , <i>option-strings</i>

### B.1.14 Directory Options

SX Compiler	Vector Engine Compiler
<b>-YI</b> , <i>directory-name</i>	none
<b>-YL</b> , <i>directory-name</i>	none
<b>-YS</b> , <i>directory-name</i>	none
<b>-Ya</b> , <i>directory-name</i>	none
<b>-Yc</b> , <i>directory-name</i>	none

SX Compiler	Vector Engine Compiler
<b>-Yl</b> , <i>directory-name</i>	none
<b>-Ys</b> , <i>directory-name</i>	none
<b>-Yt</b> , <i>directory-name</i>	none

## B.2 Compiler Directives

Please refer to “C.3 Compiler Directives” to confirm the correspondence tables of compiler directives between SX compilers and compilers for the Vector Engine. Please use the “compiler directive conversion tool” for converting from the SX compiler directive to the Vector Engine. Please refer to “Appendix C Compiler Directive Conversion Tool” for detail.

## B.3 Environment Variables

SX Compiler	Vector Engine Compiler
<b>C_PROGINF</b>	<b>VE_PROGINF</b>
<b>C_TRACEBACK</b>	<b>VE_TRACEBACK</b>

## B.4 Implementation-Defined Specifications

### B.4.1 Data Types

Type	SX Compiler		Vector Engine Compiler	
	Size	Alignment	Size	Alignment
<b>_Bool</b>	4	4	1	1
<b>bool</b>	4	4	1	1
<b>char</b> <b>signed char</b> <b>unsigned char</b>	1	1	1	1

Type	SX Compiler		Vector Engine Compiler	
	Size	Alignment	Size	Alignment
short short int unsigned short unsigned short int	2	2	2	2
int unsigned int	4	4	4	4
long long int unsigned long unsigned long int	8	8	8	8
long long long long int unsigned long long unsigned long long int	8	8	8	8
float	4	4	4	4
double	8	8	8	8
long double	16	16	16	16
float _Complex	8	4	8	4
double _Complex	16	8	16	8
long double _Complex	32	16	32	16
pointer	8	8	8	8
enum	4	4	4	4
Array type	(*1)	(*2)	(*1)	(*3)
Structure type union type Class type	(*1)	(*1)	(*1)	(*1)
Bit-fields	4 (*4)	4 (*4)	(*5)	(*5)

(\*1) The specifications of SX Compiler and Vector Engine Compiler are the same.  
See "9.3.1 Data Types".

(\*2) Requires the same size and alignment as the array element, except for the char type array. The char type array requires a 16-byte alignment.

(\*3) Requires the same size and alignment as the array element.

(\*4) Correspond with **int**.

(\*5) Bit-fields obey the same size and alignment rules as other structure and union members.

## B.4.2 Predefined Macros

The following predefined macros of the SX compiler are not defined by the Vector Engine compiler.

Name
<b>__BUILTIN_ABS</b>
<b>_C99</b>
<b>_C99_COMPLEX</b>
<b>_C99LIB</b>
<b>_EXCEPTION_ENABLE</b>
<b>_FLOAT0</b>
<b>_LONG64</b>
<b>_RESTRICT</b>
<b>_SIGNED_CHAR</b>
<b>_SIZE_T64</b>
<b>__STDC_NO_THREADS__</b>
<b>SX</b>
<b>_SX</b>
<b>__SXCXX_EXTENSIONS</b>
<b>__SXCXX_REVISION</b>
<b>_VECLIB</b>

## Appendix C Compiler Directive Conversion Tool

This appendix describes the tool for converting from the SX compiler directive to the Vector Engine.

### C.1 ncdirconv

**Name:**

ncdirconv

**SYNOPSIS:**

ncdirconv [OPTION...] [FILE | DIRECTORY]...

**DESCRIPTION:**

This tool converts the `sxf90/sxf03/sxcc/sxc++` directive to the `nfort/ncc/nc++` directive in source file.

When this tool specifies a directory, it convert files with the following extensions in that directory at once.

```
.c .i .h .C .cc .cpp .cp .cxx .c++ .ii .H .hh .hpp
.hp .hxx .h++ .tcc .F .FOR .FTN .FPP .F90 .F95 .F03 .f
.for .ftn .fpp .f90 .f95 .f03 .i90
```

The original file is saved as `file-name.bak`.

The `sxf90/sxf03/sxcc/sxc++` directives can be left after conversion or deleted by option.

**OPTIONS:**

Option	Description
<b>-a, --append</b>	Append the <code>nfort/ncc/nc++</code> directive. Do not delete the <code>sxf90/sxf03/sxcc/sxc++</code> directives.
<b>-d, --delete</b>	If the <code>nfort/ncc/nc++</code> directive is not supported, delete the <code>sxf90/sxf03/sxcc/sxc++</code> directive.
<b>-f, --force</b>	Do not check file suffix.
<b>-h, --help</b>	Display this help and exit.
<b>-o file, --output file</b>	Specify output file-name. When multiple input files are specified, or when a directory is specified, this option is ignored.
<b>-p, --preserve</b>	If the <code>nfort/ncc/nc++</code> directive is not supported, do not delete the <code>sxf90/sxf03/sxcc/sxc++</code> directive.
<b>-q, --quiet</b>	Do not report about conversion.

Option	Description
<b>-r, --recursive</b>	Recursively conversion any subdirectories found.
<b>-v, --version</b>	Output version information and exit.

**Messages:**

If the compiler directive is converted or the nfort/ncc/nc++ does not support the compiler directive, the message is output to the standard error.

Format:

```
file-name: line Line-number: message
```

file-name: Input file name

Line-number: Line number of file before conversion

message:

- converted "*SX compiler directive*" to "*VE compiler directive*" (Converted | Substitute)

Indicates that the compiler directive has been converted. "Converted" is output if compiler directive of the SX and VE have equivalent functions. "Substitute" is output if compiler directive of SX and VE have nearly equivalent functions.

- "*SX compiler directive*" is not supported [(Remained| Removed/Obsolescent)]  
The *sxf90/sxf03/sxcc/sxc++* directive is not supported by VE. "Remained" is output to the compiler directive scheduled for future implementation in the VE. "Removed/Obsolescent" is output to the compiler directive that is not planned to be supported.

**Exit status:**

The exit status is 0 if conversion is successful, otherwise it is nonzero.

**Notes:**

This tool is creates a temporary file for work in /tmp. This temporary file is automatically deleted at the end of the execution. The directory can be changed with the environment variable **TMPDIR**.

**C.2 Examples**

**Example1:** When a file specified.

Convert the *sxf90/sxf03/sxcc/sxc++* directive contained in a file to the *nfort/ncc/nc++* directive.

```
$ cat sample.c
int func(int max)
{
    int i;
    int sum = 0;

#pragma cdir novector
    for (i=0; i<max; i++) {
        sum += i;
    }
    return sum;
}
```

```
$ ncdirconv sample.c
sample.c: line 6: converted 'novector' to 'novector' (Converted)
```

```
$ cat sample.c
int func(int max)
{
    int i;
    int sum = 0;

#pragma _NEC novector
    for (i=0; i<max; i++) {
        sum += i;
    }
    return sum;
}
```

**Example2:** When a directory is specified.

Take the following directory as an example.

dir/

- + Makefile

- + sample1.c

- + sample2.c

- + subdir/

  - + Makefile

  - + sample3.c



```
$ nmdirconv dir
dir/sample1.c: line 5: converted 'loopcnt=5' to 'loop_count(5)' (Converted)
dir/sample2.c: line 16: converted 'nodep' to 'ivdep' (Substitute)
```

In the above case, sample1.c and sample2.c are converted. Makefile is out of scope because there is no file extension. Files in subdirectory 'subdir' are also excluded.

```
$ nmdirconv -r dir
dir/sample2.c: line 5: converted 'nodep' to 'ivdep' (Substitute)
dir/sample1.c: line 16: converted 'loopcnt=5' to 'loop_count(5)' (Converted)
dir/subdir/sample3.c: line 12: converted 'loopcnt=5' to 'loop_count(5)' (Converted)
```

Specify **-r** option to convert files in subdirectories. If **-r** option is specified, directory is recursively checked and converted.

### C.3 Compiler Directives

SX Compiler	VE Compiler
<b>alias</b>	(Removed/Obsolescent)
<b>alloc_on_vreg</b> ( <i>identifier, n</i> )	<b>vreg</b> ( <i>identifier</i> )
<b>altcode</b>	<b>dependency_test</b> <b>loop_count_test</b> <b>shortloop_reduction</b>
<b>altcode=dep</b>	<b>dependency_test</b>
<b>altcode=loopcnt</b>	<b>loop_count_test</b>
<b>altcode=nodep</b>	<b>nodedependency_test</b>
<b>altcode=noshort</b>	<b>noshortloop_reduction</b>
<b>altcode=short</b>	<b>shortloop_reduction</b>
<b>noaltcode</b>	<b>nodedependency_test</b> <b>noloop_count_test</b> <b>noshort_loop_reduction</b>
<b>assoc</b>	<b>assoc</b>
<b>noassoc</b>	<b>noassoc</b>
<b>assume</b>	<b>assume</b>
<b>noassume</b>	<b>noassume</b>
<b>atomic</b>	<b>atomic</b>

SX Compiler	VE Compiler
<b>cncall</b>	<b>cncall</b>
<b>collapse</b>	<b>collapse</b>
<b>compress</b>	(Removed/Obsolescent)
<b>nocompress</b>	(Removed/Obsolescent)
<b>concur</b>	<b>concurrent</b>
<b>concur</b> ( <i>by=m</i> )	<b>concurrent schedule</b> ( <i>dynamic, m</i> )
<b>concur</b> ( <i>for=n</i> )	<b>concurrent</b>
<b>noconcur</b>	<b>noconcurrent</b>
<b>data_prefetch</b>	(Removed/Obsolescent)
<b>delinearize</b>	(Removed/Obsolescent)
<b>nodelinearize</b>	(Removed/Obsolescent)
<b>divloop</b>	<b>vwork</b>
<b>nodivloop</b>	<b>novwork</b>
<b>expand</b>	<b>unroll_complete</b>
<b>expand=n</b>	(Removed/Obsolescent)
<b>noexpand</b>	<b>nounroll</b>
<b>extend</b>	(Removed/Obsolescent)
<b>extend_free</b>	(Removed/Obsolescent)
<b>fixed</b>	(Removed/Obsolescent)
<b>free</b>	(Removed/Obsolescent)
<b>gthreorder</b>	<b>gather_reorder</b>
<b>nogthreorder</b>	(Removed/Obsolescent)
<b>iexpand</b> ( <i>function</i> )	<b>inline</b>
<b>noexpand</b> ( <i>function</i> )	<b>noinline</b>
<b>inline</b> ( <i>function</i> )	<b>inline</b>
<b>inline</b> ( <i>function</i> ) <b>complete</b>	<b>inline_complete</b>
<b>noinline</b> ( <i>function</i> )	<b>noinline</b>
<b>inner</b>	<b>inner</b>
<b>noinner</b>	<b>noinner</b>
<b>listvec</b>	<b>list_vector</b>

SX Compiler	VE Compiler
<b>nolistvec</b>	<b>nolist_vector</b>
<b>loop_eq</b>	(Removed/Obsolescent)
<b>noloop_eq</b>	(Removed/Obsolescent)
<b>loopchg</b>	<b>interchange</b>
<b>noloopchg</b>	<b>nointerchange</b>
<b>loopcnt=<i>n</i></b>	<b>loop_count(<i>n</i>)</b>
<b>lstval</b>	<b>lstval</b>
<b>nolstval</b>	<b>nolstval</b>
<b>move</b>	<b>move_unsafe</b>
<b>nomove</b>	<b>nomove</b>
<b>nomovediv</b>	<b>move</b>
<b>neighbors</b>	<b>neighbors</b> Note: Neighboring access optimization is effective only when <b>-march=ve3</b> is enabled.
<b>noneighbors</b>	<b>noneighbors</b>
<b>nexpand</b>	<b>inline_complete</b>
<b>noconflict(<i>identifier</i>)</b>	(Removed/Obsolescent)
<b>nodep</b>	<b>ivdep</b>
<b>on_adb(<i>identifier</i>)</b>	(Removed/Obsolescent)
<b>outerunroll=<i>n</i></b>	<b>outerloop_unroll(<i>n</i>)</b>
<b>noouterunroll</b>	<b>noouterloop_unroll</b>
<b>overlap</b>	(Removed/Obsolescent)
<b>nooverlap</b>	(Removed/Obsolescent)
<b>parallel for</b>	<b>parallel for</b>
<b>parallel for private(<i>identifier</i>)</b>	<b>parallel for private(<i>identifier</i>)</b>
<b>parallel sections</b>	(Removed/Obsolescent)
<b>section</b>	(Removed/Obsolescent)
<b>select(<i>keyword</i>)</b>	(Remained)
<b>shape</b>	(Removed/Obsolescent)
<b>shortloop</b>	<b>shortloop</b>

SX Compiler	VE Compiler
<b>skip</b>	(Removed/Obsolescent)
<b>sparse</b>	(Remained)
<b>nospars</b>	(Remained)
<b>split</b>	(Remained)
<b>nosplit</b>	(Remained)
<b>sync</b>	(Remained)
<b>nosync</b>	<b>nosync</b>
<b>threshold</b>	(Removed/Obsolescent)
<b>nothreshold</b>	(Removed/Obsolescent)
<b>traceback</b>	(Remained)
<b>unroll=<i>n</i></b>	<b>unroll(<i>n</i>)</b>
<b>nounroll</b>	<b>nounroll</b>
<b>unshared</b>	(Removed/Obsolescent)
<b>vecthreshold</b>	<b>vector_threshold(<i>n</i>)</b>
<b>vector</b>	<b>vector</b>
<b>novector</b>	<b>novector</b>
<b>verrchk</b>	<b>verror_check</b>
<b>noverrchk</b>	<b>noverror_check</b>
<b>vlchk</b>	(Removed/Obsolescent)
<b>novlchk</b>	(Removed/Obsolescent)
<b>vob</b>	<b>vob</b>
<b>novob</b>	<b>novob</b>
<b>vovertake(<i>identifier</i>)</b>	<b>vovertake</b>
<b>novovertake</b>	<b>novovertake</b>
<b>vprefetch</b>	(Remained)
<b>novprefetch</b>	(Removed/Obsolescent)
<b>vreg(<i>identifier</i>)</b>	<b>vreg(<i>identifier</i>)</b>
<b>vwork=<i>keyword</i></b>	(Removed/Obsolescent)
<b>vworksiz=<i>n</i></b>	(Removed/Obsolescent)

## C.4 Notes

- If **-a** or **-p** is specified, the SX compiler directive will remain and a warning will be output at compile time.

```
$ ncc -c sample.c
"sample.c", line 6: warning: unrecognized #pragma
  #pragma cdir novector
    ^
ncc: vec( 103): sample.c, line 8: Unvectorized loop.
```

- The original file is saved as file-name.bak. When file-name.bak already exists, rename file-name.bak to file-name.bak2, then save the new file as file-name.bak. Up to five files are saved. Please delete files as necessary.
- This tool does not check the format of the input file. If the format of the SX compiler directive is incorrect, conversion may not be performed correctly.
- If the input file is a symbolic link file, the symbolic link destination file is updated. The "file-name.bak" is created as a regular file.

## Appendix D Change Notes

The following changes are done from the previous version (Rev.34 Feb.2024 released).

- Change the default of **-m[no-]list-vector** to **-mno-list-vector** when **-march=ve3** is effective.
- The description of diagnostic message **vec(161)** is changed in Chapter 11.
- The following troubleshooting are added into Chapter 12.
  - The error "VE mmap failed on INTERP - TEXT: Cannot allocate memory" occurs at execution.

---

---

# Index

	@		
@file-name.....			18
	—		
__float16 .....			98
__float16 _Complex .....			100
	<b>1</b>		
1-byte signed integer.....			96
1-byte unsigned integer .....			96
	<b>2</b>		
2-byte signed integer.....			96
2-byte unsigned integer .....			97
	<b>4</b>		
4-byte signed integer.....			97
4-byte unsigned integer .....			97
	<b>8</b>		
8-byte signed integer.....			97
8-byte unsigned integer .....			98
	<b>A</b>		
Accuracy degradation .....			6
advance_gather .....			42
alignment.....			88
always_inline .....			42, 65
Arithmetic Conversion .....			95
Arithmetic Exceptions .....			5
Accuracy degradation .....			6
Exception while executing a vector instruction			7
		Floating-point overflow .....	6
		Floating-point underflow .....	6
		Invalid operation .....	6
		Using Traceback Information .....	7
		array type.....	89
		-assembly-list.....	37
		assoc .....	42
		assume .....	42
		atomic.....	42
		Attributes .....	87
		Automatic inlining .....	65
		Automatic Parallelization.....	70
	<b>B</b>		
		-B .....	39
		Basic Asm Statement .....	112
		-Bdynamic .....	37
		Bit Fields .....	104
		bit-fields .....	90
		-Bstatic .....	38
		Builtin Functions .....	87
	<b>C</b>		
		-c .....	17
		-C .....	35
		-cf .....	17
		-clear .....	17
		cncall .....	43
		Code Generation Module.....	84
		collapse .....	43
		Compiler Directive Conversion Tool .....	183
		Complex and Floating-point Conversion .....	95
		Complex and Integral Conversion .....	94
		Complex Conversion .....	93
		Complex Types.....	100

Compression.....	59
concurrent.....	43
Conditional Parallelization Using Dependency Test .....	70
Conditional Parallelization Using Threshold Test	70
Conditional Vectorization .....	60
configuration file .....	166
Configuration file.....	166
cross-file inlining .....	68

## D

-D .....	36
Data Types .....	88
-dD.....	35
demangling .....	120
dependency_test.....	43
derived type .....	89
-dI.....	35
Diagnostic List .....	78
-dM .....	35
-dN.....	35
double .....	99
double _Complex .....	102
double-precision complex .....	102
double-precision floating-point.....	99

## E

-E.....	36
Enumeration Type .....	103
Environment Variables .....	9
Expansion.....	60
Explicit inlining .....	65
Extended Asm Statement .....	112

## F

-faggressive-associative-math.....	19
-fargument-alias .....	18
-fargument-noalias .....	18

-fassociative-math .....	18
-fcheck-noexcept-violation .....	19
-fcse-after-vectorization .....	19
-fdefer-inline-template-instantiation.....	32
-fdiag-inline .....	34
-fdiag-parallel.....	34
-fdiag-system-header.....	34
-fdiag-vector .....	34
-fexceptions .....	32
-fext-numeric-literals.....	32
-ffast-math .....	19
-ffast-math-check .....	19
-ffor-scope.....	32
-fgnu89-inline .....	31
-fignore-induction-variable-overflow .....	19
-fignore-volatile .....	19
-fimplicit-include.....	32
-finline .....	27
-finline-abort-at-error.....	27
-finline-attribute .....	27
-finline-copy-arguments .....	27
-finline-directory.....	27
-finline-file .....	28
-finline-functions .....	28
-finline-loop-test.....	28
-finline-max-depth .....	28
-finline-max-function-size .....	28
-finline-max-times .....	28
-finline-suppress-diagnostics .....	28
-finstrument-functions.....	29
-fivdep .....	19
-fivdep-omp-worksharing-loop .....	19
float.....	98
float _Complex .....	101
Floating-point and Integral Conversion .....	94
Floating-point Conversion .....	93
Floating-point overflow.....	6
Floating-Point Types.....	98
Floating-point underflow.....	6
-floop-collapse.....	19



-floop-count .....	20
-floop-fusion .....	20
-floop-interchange.....	20
-floop-normalize.....	20
-floop-split.....	20
-floop-strip-mine .....	20
-floop-unroll .....	20
-floop-unroll-complete .....	20
-floop-unroll-max-times .....	20
-fmatrix-multiply .....	20
-fmove-loop-invariants.....	21
-fmove-loop-invariants-if.....	21
-fmove-loop-invariants-unsafe .....	21
-fmove-nested-loop-invariants-outer .....	21
-fnaked-ivdep .....	21
-fnamed-alias .....	21
-fnamed-noalias.....	21
-fno-allow-keyword-macros .....	31
-fno-ext-numeric-literals .....	32
-fno-inline-directory.....	27
-fno-inline-file .....	28
-fopenmp .....	26
-fopenmp-tools .....	26
Forced Loop Parallelization .....	71
forced_collapse .....	43
Format List.....	79
-fouterloop-unroll .....	21
-fouterloop-unroll-max-size .....	21
-fouterloop-unroll-max-times.....	21
-fpic.....	29
-fPIC.....	29
-fprecise-math .....	22
-freciprocal-math .....	22
-freplace-loop-equation.....	22
-frestrict.....	31, 32
-frtti .....	33
-fsigned-char .....	31
-fstrict-aliasing.....	22
-fsyntax-only .....	17
-ftemplate-depth.....	33

-fthis-pointer-alias .....	22
-fthis-pointer-noalias.....	22
-ftrace.....	29
-funsigned-char .....	31

## G

-g .....	30
gather_reorder .....	43

## H

-H.....	36
half-precision complex.....	100
half-precision floating-point.....	98
Half-Precision Floating-Point Type .....	163
--help.....	39
HOME.....	9

## I

-I.....	36
-I-.....	36
Implementation-Defined Specifications.....	88
-include .....	36
inline.....	43, 65
Inline Assembly Language .....	112
inline directive.....	65
inline_complete .....	43, 65
Inlining.....	65
Inlining Module.....	83
inner .....	44
int.....	97
Integer Types.....	96
Integral Conversion.....	91
Integral Promotion.....	91
interchange.....	44
Invalid operation.....	6
-isysroot.....	36
-isystem .....	36
Iteration .....	58

---

---

ivdep .....44

## L

-L .....38  
Language-Mixed Programming .....118  
libc++ .....106  
list\_vector .....44  
-llibrary .....38  
long .....97  
long double .....100  
long double \_Complex .....103  
long long .....97  
loop .....73  
loop\_count .....44  
loop\_count\_test .....44  
lstval .....44

## M

-M .....36  
Macro Operations .....57  
    Compression .....59  
    Expansion .....60  
    Iteration .....58  
    Maximum values and minimum values .....58  
    Product .....57  
    Search .....59  
    Sum or inner product .....57  
mangling .....120  
-march .....29  
Maximum values and minimum values .....58  
-mconditional-index-test .....23  
-mcreate-threads-at-startup .....26  
-MD .....36  
Messages .....137  
-MF .....36  
-mfp16-format .....29  
-mgenerate-il-file .....29  
-minit-stack .....30  
-mlist-vector .....23

move .....44  
move\_unsafe .....44  
-MP .....36  
-mparallel .....26  
-mparallel-innerloop .....26  
-mparallel-omp-routine .....26  
-mparallel-outerloop-strip-mine .....26  
-mparallel-sections .....26  
-mparallel-threshold .....26  
-mread-il-file .....29  
-mretain .....23  
-msched .....23  
-mschedule-chunk-size .....27  
-mschedule-dynamic .....27  
-mschedule-runtime .....27  
-mschedule-static .....27  
-MT .....37  
-mvector .....23  
-mvector-advance-gather .....23  
-mvector-advance-gather-limit .....24  
-mvector-assignment-threshold .....24  
-mvector-dependency-test .....24  
-mvector-floating-divide-instruction .....24  
-mvector-fma .....24  
-mvector-intrinsic-check .....24  
-mvector-iteration .....24  
-mvector-iteration-unsafe .....24  
-mvector-loop-count-test .....24  
-mvector-low-precise-divide-function .....24  
-mvector-merge-conditional .....25  
-mvector-neighbors .....25  
-mvector-packed .....25  
-mvector-power-to-explog .....25  
-mvector-power-to-sqrt .....25  
-mvector-reduction .....25  
-mvector-shortloop-reduction .....25  
-mvector-sqrt-instruction .....25  
-mvector-threshold .....26  
-mwork-vector-kind .....26, 57

---

---

## N

NCC_COMPILER_PATH .....	9
NCC_INCLUDE_PATH .....	9
NCC_LIBRARY_PATH .....	9
NCC_PROGRAM_PATH .....	10
ncdirconv .....	183
NEC Compat C++ Standard Library .....	106
neighbors .....	45
no_fttrace .....	87
noadvance_gather .....	42
noassoc .....	42
noassume .....	42
noconcurrent .....	43
nodependency_test .....	43
nofma .....	45
nofuse .....	45
noinline .....	43, 65
noinner .....	44
nointerchange .....	44
nolist_vector .....	44
noloop_count_test .....	44
nolstval .....	44
nomove .....	44
noouterloop_unroll .....	46
nopacked_vector .....	46
-noqueue .....	39
noshortloop_reduction .....	47
nospase .....	48
-nostartfiles .....	38
-nostdinc .....	37
-nostdlib .....	38
nosync .....	45
nounroll .....	48
novector .....	49
noverror_check .....	49
novob .....	49
novovertake .....	49
novwork .....	50

## O

-o .....	17
-O .....	18
OMP_NUM_THREADS .....	11
OMP_STACKSIZE .....	11
OMP_TOOL .....	11
OMP_TOOL_LIBRARIES .....	11
OMPT interface .....	73
OpenMP Parallelization .....	72
Optimizations .....	55
optimize .....	46
Option List .....	78
options .....	45
Outer Loop Strip-mining .....	61
outerloop_unroll .....	46

## P

-p .....	30
-P .....	37
Packed vector instructions .....	62
packed_vector .....	46
parallel for .....	46
parallel loop .....	73
parallel master .....	73
Parallelization of inner Loops .....	71
Partial Vectorization .....	57
PATH .....	10
-pedantic .....	34
-pedantic-errors .....	34
-pg .....	30
Pointer Type .....	104
Predefined Macro .....	104
-print-file-name .....	39
-print-prog-name .....	39
Product .....	57
-proginf .....	30
-pthread .....	27
ptrdiff_t .....	90

---

---

pvreg .....47

## Q

quadruple-precision complex .....103

quadruple-precision floating-point .....100

## R

-rdynamic.....38

-report-all.....34

-report-append-mode .....34

-report-cg .....34

-report-diagnostics .....35

-report-file.....34

-report-format .....35

-report-inline .....35

-report-option .....35

-report-system-header.....35

-report-userinfo .....35

-report-vector .....35

retain.....47

## S

-S.....17

Search .....59

select\_concurrent.....47

select\_vector .....47

-shared .....38

short.....96

shortloop.....47

Short-loop .....62

shortloop\_reduction.....47

Side Effects of Optimization .....56

signed char.....96

single-precision complex .....101

single-precision floating-point .....98

size\_t.....90

sparse.....48

-static .....38

-static-nec .....38

-std.....31, 33

-stdlib .....17

structure type .....89

Sum or inner product .....57

--sysroot .....38

## T

TMPDIR .....10

-traceback .....31

-traditional.....31

-traditional-cpp.....31

-trigraphs .....32

Troubleshooting.....151

Type Conversion .....91

    Arithmetic Conversion .....95

    Complex and Floating-point Conversion .....95

    Complex and Integral Conversion .....94

    Complex Conversion .....93

    Floating-point and Integral Conversion.....94

    Floating-point Conversion .....93

    Integral Conversion .....91

    Integral Promotion .....91

## U

-U.....37

-undef.....37

union type .....89

unroll .....48

unroll\_complete.....48

unsigned char .....96

unsigned int.....97

unsigned long.....98

unsigned long long.....98

unsigned short .....97

## V

-v .....39

VE_ADVANCEOFF .....	12
VE_FPE_ENABLE .....	12
VE_INIT_STACK.....	13
VE_LD_LIBRARY_PATH .....	13
VE_LIBRARY_PATH.....	10
VE_NODE_NUMBER.....	14
VE_OMP_NUM_THREADS .....	11
VE_OMP_STACKSIZE .....	11
VE_OMP_TOOL .....	11
VE_OMP_TOOL_LIBRARIES .....	11
VE_PROGINF .....	14
VE_TRACEBACK .....	14
VE_TRACEBACK_DEPTH.....	15
VE1/VE3 Compatibility .....	162
vector .....	49
vector mask type .....	110
Vector Module.....	84
vector type .....	108
vector_threshold .....	49
Vectorization.....	56
Vectorization Features.....	56
verror_check .....	49
--version .....	39
vob.....	49
overtake.....	49
vreg.....	49
vwork .....	50

## W

-w.....	34
-Wa.....	37
-Wall .....	33
wchar_t.....	90
-Wcomment.....	33
-Werror .....	33
-Wl .....	38
-Wno-div-by-zero .....	33
-Wp .....	37
-Wunknown-pragma .....	33
-Wunsued-parameter .....	33
-Wunused .....	33
-Wunused-but-set-parameter .....	33
-Wunused-but-set-variable .....	33
-Wunused-value .....	33
-Wunused-variable.....	34

## X

-x .....	17
-Xassembler .....	37
-Xlinker .....	38

## Z

-z.....	38
---------	----